



CITY OF
SAN LUIS
A R I Z O N A
WWW.SANLUISAZ.GOV

P.O. Box 1170 | 1090 E. Union Street San Luis, AZ 85349 | P: (928) 341-8520 F: (928) 341-8539

MEMORANDUM

TO: Honorable Mayor Nieves Riedel, Members of the San Luis City Council, Jenny Torres, Acting City Manager; Sonia Cornelio, City Clerk; and Olivia Jenkins, Administrative Services Manager

FROM: Melissa Lopez, Deputy City Clerk

DATE: March 13, 2026

SUBJECT: Monthly Reports for February 2026

The February 2026 monthly reports are attached. If you have any questions, please do not hesitate to contact the corresponding department.

Thank you.

MONTHLY REPORTS DEPARTMENT ROSTER

MONTH OF: February 2026

DEPARTMENT	TURNED IN	MISSING
Administration-Communications Division	X	
Billing & Collections	X	
Development Services	X	
Economic Development	X	
Engineering	X	
Fire Department	X	
Human Resources Department	X	
Information Technology Department	X	
Parks and Recreation Department	X	
Police Department	X	
Public Works Department	X	
Risk Management	X	
San Luis Municipal Court	X	

TOTAL DEPARTMENTS : 13

TURNED IN: 13

MISSING: 0

ADMINISTRATION

COMMUNICATIONS DIVISION

MONTHLY REPORT — FEBRUARY 2026



SOCIAL MEDIA REPORT



SUMMARY

In February, the City of San Luis' social media accounts primarily served as platforms for sharing information and engaging with the community regarding municipal operations. The content focused on communicating our elected officials' activities and decisions, leadership appointment announcements, and election updates. Additionally, we provided timely updates on public works, such as street closures and construction impacts. Our pages promoted city-supported programs and services, including community assistance events, animal services initiatives, and collaborations with external organizations. Overall, the social media accounts functioned as a central channel to keep residents informed, encourage civic participation, and highlight ongoing efforts to promote transparency, public safety, and community well-being.

SOCIAL MEDIA METRICS OVERVIEW

@SANLUISAZGOV

AUDIENCE SIZE 24,165
31.1% from San Luis, Arizona



TOTAL VIEWS 478.2K

VIEWS BROKEN DOWN BY CONTENT

- Photos 159,400
- Multi Photo 291,797
- Text 1,090
- Links 5,812
- Others 1,278
- Stories 3,868
- Reels 14,967

PUBLISHED CONTENT 27 photos - 4 stories - 4 reels



YouTube

329 TOTAL SUBSCRIBER COUNT


Views 707
Watch Time 104.5Hrs



LinkedIn

Impressions 3,555
Page Visits 108






974 FOLLOWERS



AUDIENCE SIZE 5,063
37.4% from San Luis, Arizona

84.8K TOTAL VIEWS

PUBLISHED CONTENT
Posts 28
Stories 28



15K VIEWS

320 PROFILE VIEWS

247 LIKES

@SANLUIAZPARKS

AUDIENCE SIZE 16,148


37.2% from San Luis, Arizona



TOTAL VIEWS 247.1K

VIEWS BROKEN DOWN BY CONTENT

- Photos 155,673
- Multi Photo 32,454
- Text 61
- Links 16,731
- Others 1,549
- Stories 24,751
- Reels 15,837



PUBLISHED CONTENT

11 photos - 34 stories - 3 reel - 2 texts



69.4K
TOTAL VIEWS

AUDIENCE SIZE 1,999

42.6% from San Luis, Arizona

PUBLISHED CONTENT

- Posts 14
- Stories 41



AUDIENCE SIZE 28,324

26.9% from San Luis, Arizona



TOTAL VIEWS 527.9K

VIEWS BROKEN DOWN BY CONTENT

- Photos 458,208
- Multi Photo 39,101
- Text 1,235
- Links 15,958
- Others 429
- Stories 9,666
- Reels 3,282



PUBLISHED CONTENT

13 photos - 3 stories - 1 Text



9.2K
TOTAL VIEWS

AUDIENCE SIZE 1,998

25.3% from San Luis, Arizona

PUBLISHED CONTENT

- Posts 0
- Stories 0



@SLFDAZ

AUDIENCE SIZE 3,238

41% from San Luis, Arizona



TOTAL VIEWS 16.6K

VIEWS BROKEN DOWN BY CONTENT

- Photos 14,951
- Multi Photo 826
- Links 328
- Others 21
- Reels 363
- Multimedia 153



PUBLISHED CONTENT

5 photos - 0 stories



9.7K
TOTAL VIEWS

AUDIENCE SIZE 1,041

31.4% from San Luis, Arizona

PUBLISHED CONTENT

- Posts 5
- Stories 0



WEBSITE REPORT


EXECUTIVE SUMMARY

During this month, six press releases were published and distributed to local and regional media outlets to broaden the City's reach and enhance public awareness.

MOST VISTED SITES THIS MONTH

<input type="checkbox"/>	Total	286,254 100% of total
<input checked="" type="checkbox"/>	1 BWC San Luis, AZ - Official Website	235,884 (82.4%)
<input type="checkbox"/>	2 San Luis, AZ - Official Website Official Website	11,801 (4.12%)
<input type="checkbox"/>	3 Operation Paw Promise San Luis, AZ - Official Website	6,169 (2.16%)
<input type="checkbox"/>	4 News Flash • San Luis, AZ • CivicEngage	3,866 (1.35%)
<input type="checkbox"/>	5 Calendar • Barks & Boosters	2,713 (0.95%)
<input type="checkbox"/>	6 Search • San Luis, AZ • CivicEngage	2,495 (0.87%)
<input type="checkbox"/>	7 4th of July San Luis, AZ - Official Website	1,161 (0.41%)
<input type="checkbox"/>	8 CAB San Luis, AZ - Sitio web oficial	1,126 (0.39%)
<input type="checkbox"/>	9 Agendas & Minutes San Luis, AZ - Official Website	969 (0.34%)
<input type="checkbox"/>	10 Utility Bill Payments San Luis, AZ - Official Website	613 (0.21%)
<input type="checkbox"/>	11 Custom404 • San Luis, AZ • CivicEngage	561 (0.2%)
<input type="checkbox"/>	12 Parks & Recreation San Luis, AZ - Official Website	446 (0.16%)
<input type="checkbox"/>	13 Calendar • Conversations with Council	408 (0.14%)
<input type="checkbox"/>	14 Cesar Chavez Boulevard San Luis, AZ - Official Website	401 (0.14%)
<input type="checkbox"/>	15 Apply San Luis, AZ - Official Website	397 (0.14%)
<input type="checkbox"/>	16 Planning & Zoning Commission San Luis, AZ - Official Website	396 (0.14%)
<input type="checkbox"/>	17 Municipal Court San Luis, AZ - Official Website	372 (0.13%)
<input type="checkbox"/>	18 Sticker Contest San Luis, AZ - Official Website	336 (0.12%)
<input type="checkbox"/>	19 Landscape Excellence Award San Luis, AZ - Official Website	328 (0.11%)
<input type="checkbox"/>	20 Bid Postings • San Luis, AZ • CivicEngage	323 (0.11%)

City of San Luis
Finance Department
Billing & Collections Division
Water - Wastewater - Solid Waste - Business License



Operations Monthly Report
February 2026

Billing and Collections Monthly Report

Bills

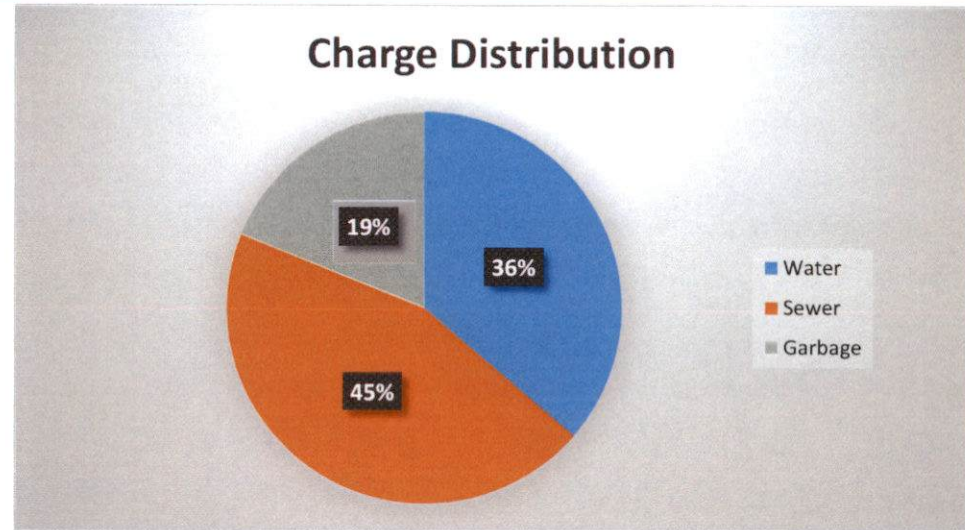
Date Bills Mailed 3/3/2026
 Number of Accounts Billed 9,470
 Current Charges \$ 1,371,316.99

Charge Distribution

Water \$ 498,239.84
 Sewer \$ 613,927.67
 Garbage \$ 259,149.48

Account Distribution

Residential 8971
 Commercial 296
 City 153
 School 30
 Government 20



Revenue Collected


Utilities	\$1,254,080.48
Development Services	\$868,875.61
Public Works	\$128,602.96
Miscellaneous Revenues	\$121,814.84
Fire Department	\$75,593.77
City Utility Accts.	\$73,415.27
Police Department	\$4,750.00
Parks & Recreation	\$3,162.50
Senior Center Meals - WACOG	\$2,788.74
EBT Claim	\$2,079.00
Parking Meters	\$369.53
Total	\$2,535,532.70



Billing and Collections Monthly Report

Total Receipts

Customer Service Reps	
Cash	1039
Checks	267
Debit/Credit	1047
Total	2353
XpressBillPay	
E-Check	2630
Credit/Debit	3711
Total	6341
Kiosk	
Cash	73
Credit/Debit	136
Total	209



Meter Reader Technicians

Move-In Accounts	74		Delinquent Notices	1026
Garbage Related	180		Past Due Balance Reminders	367
Move-Out Accounts	25		Payment Arrangements	115
Water Related	323		Disconnections	67

Utility Assistance Program

Our funds for the utility assistance program has depleted its budget.

Water Conversion

Accounts Converted	690
Non-converted Accounts	171

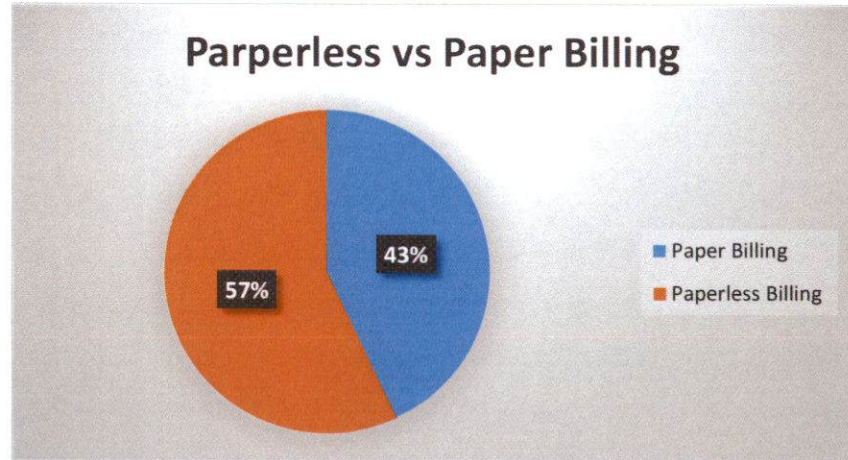
Collections

Accounts sent to collections	13		Accounts paid	11
Balance transferred to Collections	\$ 2,371.68		Amount paid	\$ 564.51
Total Accounts on Collections	254		Total Accounts paid	87
Total Amount	\$ 30,530.48		Amount Collected	\$ 8,780.50

Billing and Collections Monthly Report

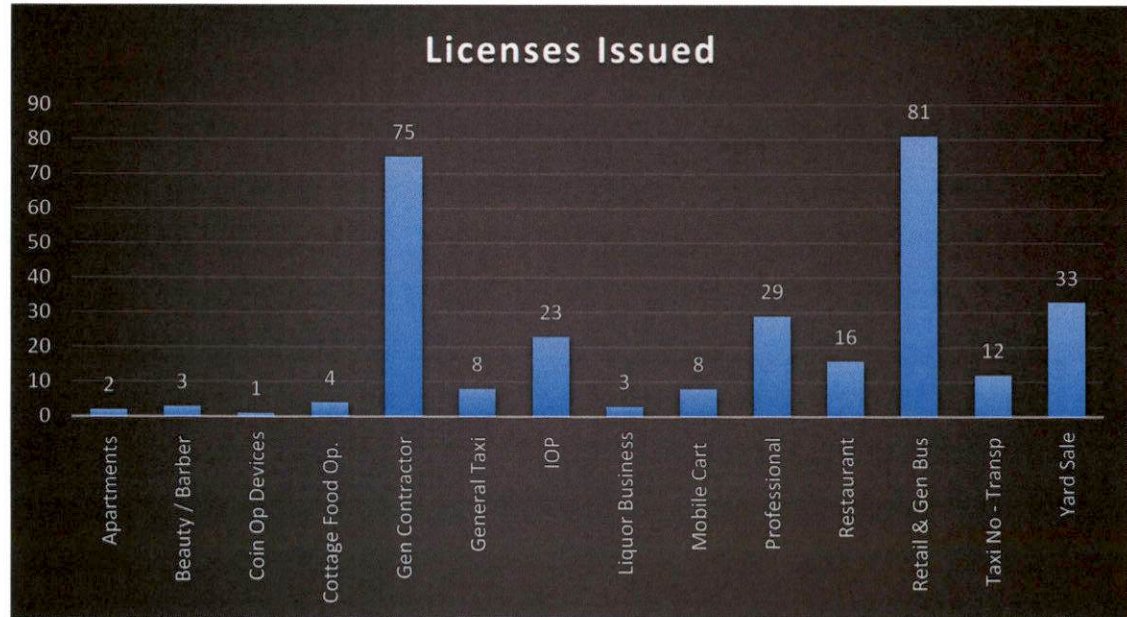
Paperless Billing

Paper Billing	4067
Paperless Billing	5403
Accounts on Autopay	2242



BUSINESS LICENSE

Licenses Issued/Renewed	
Apartments	2
Beauty / Barber	3
Coin Op Devices	1
Cottage Food Op.	4
Gen Contractor	75
General Taxi	8
IOP	23
Liquor Business	3
Mobile Cart	8
Professional	29
Restaurant	16
Retail & Gen Bus	81
Taxi No - Transp	12
Yard Sale	33
Total	298



CITY OF SAN LUIS



DEVELOPMENT SERVICES DEPARTMENT

.P&Z . BUILDING SAFETY . CODE ENFORCEMENT . GIS .

OPERATIONS MONTHLY REPORT

February 2026

Planning and Zoning Activity

	Jul-25	Aug-25	Sep-25	Oct-25	Nov-25	Dec-25	Jan-26	Feb-26	Mar-26	Apr-26	May-26	Jun-26	Total
P & Z Activities													
Zoning Applications - Residential	1							1					2
-Commercial/Industrial						1							1
CUP Applications - Residential													0
-Commercial/Industrial													0
Variance Applications - Residential													0
-Commercial/Industrial							1						1
Minor Variance Application - Residential													0
-Commercial/Industrial			1										1
General Plan -Minor Amendment	1							1					2
-Major Amendment													0
Subdivision Application -Preliminary Plat		1											1
-Final Plat Application		1											1
Lot Split / Lot Tie	1						2						3
Temporary Use Permit								1					
Zoning Verification								1					
Text Amendments													0
Pre-Development Meetings	2	1	2		3			3					11
Continuation of Public Hearings													0
Total	5	3	3	0	3	1	3	7	0	0	0	0	25
P&Z Fees													
Zoning Applications - Residential	\$ 1,300.00							\$ 940.00					\$ 2,240.00
-Commercial/Industrial						\$ 900.00							\$ 900.00
CUP Applications - Residential													\$ -
-Commercial/Industrial													\$ -
Variance Applications - Residential													\$ -
-Commercial/Industrial			\$ 800.00				\$ 800.00						\$ 1,600.00
Minor Variance Application - Residential													\$ -
-Commercial/Industrial													\$ -
General Plan -Minor Amendment	\$ 1,200.00												\$ 1,200.00
-Major Amendment								\$ 1,500.00					\$ 1,500.00
Subdivision Application -Preliminary Plat		\$ 3,272.00											\$ 3,272.00
-Final Plat Application		\$ 2,572.00											\$ 2,572.00
Lot Split / Lot Tie	\$ 400.00						\$ 800.00						\$ 1,200.00
Temporary Use Permit								\$ 300.00					
Zoning Verification								\$ 100.00					
Text Amendments													\$ -
Continuation of Public Hearings													\$ -
Total Fees Paid (130-48000)	\$ 2,900.00	\$ 5,844.00	\$ 800.00	\$ -	\$ -	\$ 900.00	\$ 1,600.00	\$ 2,840.00	\$ -	\$ -	\$ -	\$ -	\$ 14,884.00

Building Safety Activity

	Jul-25	Aug-25	Sep-25	Oct-25	Nov-25	Dec-25	Jan-26	Feb-26	Mar-26	Apr-26	May-26	Jun-26	Total
Permits Issued													
Residential - new	11	22	29	35	7	13	32	18					167
Multi-Family New													0
Residential - remodel	6	7	5	5	5	2	3	5					38
Residential - renovation		1						1					2
Residential - demolition	1												1
MH - Ground Set													0
MH - Pit Set (includes installation fee)													0
RV - Ground Set													0
Subtotal - Residential	18	30	34	40	12	15	35	24	0	0	0	0	208
Estimated Value of Permits	\$ 3,021,853.00	\$ 6,025,603.72	\$ 7,873,136.00	\$ 8,620,769.00	\$ 1,948,602.00	\$ 3,221,589.00	\$ 8,135,786.00	\$ 4,773,774.00					\$ 43,621,112.72
Commercial - new	1	1	1	2	1		0	1					7
Commercial - remodel						1	5	1					7
Commercial - demolition													0
MH Commercial - Ground Set													0
MH commercial - Pit Set (includes installation fee)	0		0	0	0	0	0	0	0	0	0	0	0
Subtotal - Commercial	1	1	1	2	1	1	5	2	0	0	0	0	14
Estimated Value of Permits	\$ 1,251,558.00	\$ 888,897.00	\$ 458,002.00	\$ 2,155,696.00	\$ 65,500.00	\$ 15,000.00	\$ 5,681,120.00	\$ 30,027,822.00					\$ 40,543,595.00
City Exempt	2			1		1	3	0					7
Electrical Permit	1	1		1		3	2						8
Fence													0
Fire Sprinkler System		1	1			1		2					5
Grading	1					1		1					3
HVAC Permit	1				1			1					3
Permits Renewed/Change Sub-contractor													0
Building			1	1									2
Plumbing Permit	1												1
Re-issue Cert. of Occupancy													0
Signs		1		2				1					4
Solar Permit	5	14	10	15	4	9	8	5					70
Swimming Pools	2		1	1			1	1					6
Tower Antenna Inst.		1											1
Foundation Special			1										1
Subtotal - Other	13	18	14	21	5	15	14	11	0	0	0	0	111
Estimated Value of Permits	\$ 272,238.00	\$ 426,681.81	\$ 442,092.59	\$ 527,891.59	\$ 242,233.70	\$ 573,025.15	\$ 838,472.59	\$ 351,787.24					\$ 3,674,422.67
Total Permits Issued	32	49	49	63	18	31	54	37	0	0	0	0	333
Total Estimated Value of Permits	\$ 4,545,649.00	\$ 7,341,182.53	\$ 8,773,230.59	\$ 11,304,356.59	\$ 2,256,335.70	\$ 3,809,614.15	\$ 14,655,378.59	\$ 35,153,383.24	\$ -	\$ -	\$ -	\$ -	\$87,839,130.39

Certificates of Occupancy

	Jul-25	Aug-25	Sep-25	Oct-25	Nov-25	Dec-25	Jan-26	Feb-26	Mar-26	Apr-26	May-26	Jun-26	Total
Certificates of Occupancy													
Residential - new	23	12	7	4	21	17	25	31					140
Multi-Family - new													0
MH - Ground Set													0
MH - Pit Set													0
RV - Ground Set													0
Commercial- Change of Occ.													0
Commercial-New & Remodel	1	1					1	3					6
MH Commercial - Ground Set													0
MH commercial - Pit Set													0
Total Certificates of Occupancy	24	13	7	4	21	17	26	34	0	0	0	0	146
Certificates of Completion													
Residential	7	9	5	1	5	1	2	2					32
Multi-Family													0
MH - Ground Set													0
MH - Pit Set													0
RV - Ground Set													0
Commercial	1												1
MH Commercial - Ground Set													0
MH commercial - Pit Set													0
Total Certificates of Completion	8	9	5	1	5	18	28	2					76
	32	22	12	5	26	35	54	36	0	0	0	0	222

*All new construction (residential/commercial/industrial) receives a **Certificate of Occupancy** when the building has cleared all inspections and is ready to be occupied.*

*Any remodels, renovations, additions, or other construction (residential/commercial/industrial) receives a **Certificate of Completion** when the building has cleared all inspections. and is ready to be occupied. This may also be referred to as a **Certificate of Zoning Compliance**.*

Bldg Safety Fees

Permit Fee	Jul-25	Aug-25	Sep-25	Oct-25	Nov-25	Dec-25	Jan-26	Feb-26	Mar-26	Apr-26	May-26	Jun-26	Total
Building Permit Fee	\$ 35,572.00	\$ 64,960.00	\$ 67,016.00	\$ 86,044.00	\$ 14,858.00	\$ 31,694.00	\$ 75,444.00	\$ 165,782.00					\$ 541,370.00
Plan Check Fee	\$ 13,857.30	\$ 7,166.90	\$ 13,137.30	\$ 13,003.90	\$ 3,192.90	\$ 4,006.40	\$ 7,082.40	\$ 28,875.27					\$ 90,322.27
Remodels only		\$ (100.00)				\$ (200.00)							
Remodels for Plan Checks													
Mail Permit Fee - Pit Set													
Mail Permit Fee - Ground Set	\$ 100.00	\$ 108.00		\$ 200.00		\$ 216.00	\$ 403.00	\$ 100.00					\$ 1,127.00
Electrical Permits	\$ 100.00												\$ 100.00
Plumbing Permits													\$ 1,127.00
Drain Permits	\$ 245.00												\$ 245.00
HVAC Permits	\$ 1,019.70	\$ 712.80											\$ 1,732.50
Free Sprinkler Permits	\$ 1,150.00	\$ 2,650.00	\$ 1,550.00	\$ 3,050.00	\$ 1,000.00	\$ 2,950.00	\$ 2,200.00	\$ 2,050.00					\$ 16,000.00
Free Dept. Permits	\$ 50.00												\$ 50.00
Total Permit Fees(131-40135)	\$ 51,074.30	\$ 75,804.60	\$ 82,416.10	\$ 102,597.90	\$ 19,110.90	\$ 38,570.40	\$ 85,129.40	\$ 198,869.07					\$ 653,572.67
Utility Fees													
Water Connection Fee(100-43010)	\$ 2,750.00	\$ 12,400.00	\$ 13,300.00	\$ 17,150.00	\$ 2,700.00	\$ 5,850.00	\$ 15,350.00	\$ 14,400.00					\$ 88,900.00
WW Connection Fee(100-43115)	\$ 4,900.00	\$ 12,150.00	\$ 13,050.00	\$ 16,650.00	\$ 2,700.00	\$ 5,850.00	\$ 14,850.00	\$ 8,550.00					\$ 78,300.00
Total Utility Fees	\$ 12,250.00	\$ 24,550.00	\$ 26,350.00	\$ 33,800.00	\$ 5,400.00	\$ 11,700.00	\$ 30,200.00	\$ 22,950.00					\$ 167,200.00
Impact Fees													
Water Impact Fee (100-45025)	\$ 7,416.00	\$ 14,455.00	\$ 16,773.00	\$ 53,092.00	\$ 11,484.00	\$ 17,268.00	\$ 57,286.00	\$ 48,622.00					\$ 226,396.00
WW Impact Fee(100-45025)	\$ 13,086.00	\$ 25,235.00	\$ 27,773.00	\$ 44,962.00	\$ 7,614.00	\$ 15,426.00	\$ 41,877.00	\$ 36,382.00					\$ 212,337.00
Parks Impact Fee(100-45005)	\$ 9,435.90	\$ 20,498.81	\$ 23,730.98	\$ 59,641.12	\$ 11,551.44	\$ 22,873.00	\$ 61,842.00	\$ 71,419.06					\$ 281,000.31
Streets Impact Fee(100-45035)	\$ 29,622.40	\$ 46,598.37	\$ 51,637.93	\$ 77,485.68	\$ 11,255.04	\$ 23,838.00	\$ 56,133.00	\$ 114,147.26					\$ 410,637.68
Free Impact Fee (860-45015,019)	\$ 10,100.60	\$ 17,181.54	\$ 17,458.49	\$ 51,572.76	\$ 11,559.36	\$ 16,868.00	\$ 49,980.00	\$ 182,150.64					\$ 356,389.39
Police Impact Fee (860-45010,019)	\$ 9,777.40	\$ 12,201.79	\$ 14,397.41	\$ 46,612.04	\$ 11,360.60	\$ 14,348.00	\$ 44,234.00	\$ 141,421.62					\$ 293,732.86
Administration Imp.Fee(100-45000)	\$ 5,536.30	\$ 9,378.63	\$ 9,378.63	\$ 5,707.86		\$ 924.00							\$ 31,273.37
Total Impact Fees	\$ 84,356.60	\$ 145,837.09	\$ 161,149.44	\$ 339,081.46	\$ 64,824.44	\$ 111,063.00	\$ 311,352.00	\$ 594,142.58					\$ 1,811,806.61
Miscellaneous Fees													
Replace Building Card	\$ 80.00	\$ 80.00											\$ 240.00
Change subcontractor	\$ 50.00	\$ 50.00											\$ 550.00
Re-inspections		\$ 100.00	\$ 200.00	\$ 200.00	\$ 250.00	\$ 250.00	\$ 50.00	\$ 100.00					\$ 950.00
Special Inspections	\$ 100.00	\$ 300.00				\$ 100.00	\$ 100.00	\$ 100.00					\$ 100.00
Investigation Fee (Stop Work Order)	\$ 176.00	\$ 4,608.00				\$ 96.00	\$ 288.00						\$ 700.00
Building without permit	\$ 1,115.70												\$ 5,264.00
Plan Certification	\$ 290.40												\$ 740.00
Other-miscellaneous													
Fee for use of outside consultants													
Total Misc. Fees (131-48000)	\$ 1,691.70	\$ 4,958.00	\$ 520.40	\$ 4,194.70	\$ 626.00	\$ 100.00	\$ 618.00						\$ 12,708.80
TOTAL	\$ 149,372.60	\$ 251,149.69	\$ 270,435.94	\$ 479,674.06	\$ 89,961.34	\$ 161,333.40	\$ 426,781.40	\$ 816,579.65					\$ 2,645,288.08

**Deposits for Res Plan Checks are included in the Plan Check Fee

Monthly Report for Planning and Zoning Department
Updated 3/9/2026

*Admin Impact Fee canceled since 09/22/2025

**New impact fees effective 09/22/2025
Admin Impact Fee has been discontinued in accordance with the newly proposed and approved Impact Fee schedule.

Code Enforcement

	Jul-25	Aug-25	Sep-25	Oct-25	Nov-25	Dec-25	Jan-26	Feb-26	Mar-26	Apr-26	May-26	Jun-26	Total
Cases Opened	20	33	17	33	34	28	16	32					
Investigations	1	6	5	1	3	6	3	6					
First Notice	16	27	12	20	24	26	6	25					
Second/Final notices	9	7	9	10	5	5	8	7					
Cases Closed due to compliance	13	26	22	39	18	29	23	21					
Citations Given	0	0	0	0	0	0	0	0					
Court Appearances	2	0	0	0	0	0	0	0					
Stop Work Orders	3	4	1	1	2	1	1	5					
Abatement Notice	0	0	0	0	0	0	0	0					

GIS

	Jul-25	Aug-25	Sep-25	Oct-25	Nov-25	Dec-25	Jan-26	Feb-26	Mar-26	Apr-26	May-26	Jun-26
FORMAL GIS REQUESTS	26	32	28	33	36							
ADDRESS VERIFICATION LETTERS	1	2	1	0	0							
GIS PROJECTS:	Finished Code Enforcement Survey for Possible Violations											



ECONOMIC DEVELOPMENT

CITY OF SAN LUIS, ARIZONA

FEBRUARY 2026 REPORT

1. BUSINESS ATTRACTION

- Director attended Canadian Arizona Business Council Tourism Meeting to strengthen cross-border and international partnerships.
- Department participated in Pioneer Groundbreaking Event in Yuma County.
- Met with Thrive Real Estate Services & Government Relations regarding development opportunities.

2. SMALL BUSINESS DEVELOPMENT



- Department Hosted Fuerza Local Graduation Ceremony (Cultural Center).
 - 200+ attendees
 - 12 businesses graduating
- Participated in Business Curriculum Project Planning Meeting to strengthen entrepreneurship training pipeline.



3. GOVERNMENT AFFAIRS



- Attended Senator Ruben Gallego Town Hall on the Frontera and Business Reception at Eddie's.
- Met with Mexican Consul Valle (Consulado de México) for binational coordination and Sister Cities Program reactivation.

4. GRANTS

- Submitted Nuestra Herencia Grant Application.
- Continued coordination on US HWY 95 Water & Sewer Line Project.
- Participated in ADOT Economic Strengths Projects Discussion Meeting.

5. OTHER ACTIVITIES



- Attended GYEDC's Quarterly Investor Luncheon.
- Department hosted the Quarterly San Luis Economic Development Commission Meeting.
- Director participated in AAED Economic Development Leadership Lab.

CITY OF SAN LUIS ENGINEERING DEPARTMENT

MONTHLY REPORT

February 2026



City Projects

Engineering Department

- Miscellaneous Projects:
 - 10th Ave – Cesar Chavez Blvd to County 22nd St design project. Currently under design.
 - 6th Ave – Union St to County 22nd St. Currently under design.
 - Union St and 4th Ave Intersection project. Currently under design.
 - Avenue F – San Luis Ln to Cesar Chavez Blvd. Currently under design.
 - East Park-South Parking Lot. Engineering working with proposals for paving.
 - Merrill Ave Improvements - Phase 2. Engineering working with proposals.
 - City of San Luis 5-year Capital Improvement Program and Procedures - Engineering leading in coordination with all City departments.

Subdivisions

- Bienestar 12 Phase 2
 - Currently working with sidewalks and subdivision walls.

Engineering - Public Works Department

- Well Site 6 – Booster Station project.
 - Currently under design.
- Water Storage Tanks Rehabilitation #3.
 - Currently under design.
- Well Site #3 Electrical and Civil Upgrade.
 - Electrical upgrade under design.
- High School Lift Station Generator.
 - Electrical Plans under design.

Encroachment Permits

Engineering Department issued 2 Encroachment Permits (EP) during December:

- **EP-2026-30:** ADOT Cesar Chavez Blvd project, SE Corner of 10th Ave and CCB. Temporary trailer for DPE Construction.

Other Tasks

The Engineering Team has been actively engaged in a variety of tasks related to both City and private projects. Key activities include:

- **Review of Design Plans and Submittals:** The team has thoroughly reviewed miscellaneous design plans and submittals for both City infrastructure projects and private developments.
- **Public Works Meetings:** The team attended coordination meetings focused on water, sewer, and traffic signal improvements, contributing to the planning and design stages.
- **Support for Other City Departments:** The team has also provided ongoing support to other City Departments as needed, ensuring smooth interdepartmental collaboration and project progress.

These efforts reflect the team's commitment to ensuring the effective design, coordination, and implementation of projects that benefit the City and surrounding areas.


Pictures – City Projects

Subdivisions.

- Bienestar Estates 12 Phase 2.



Bienestar Estates 12 Subdivision. Finalizing construction of sidewalks, curbs and gutters, and subdivision walls.



SAN LUIS FIRE DEPARTMENT

Monthly Report



FEBRUARY 2026



EMERGENCY RESPONSE 911

San Luis Fire Department is committed to protecting our citizens by promptly responding to service calls throughout the city. Most of these calls involve structure fires, medical crises, vehicle accidents, hazardous material incidents, and other life-threatening situations. We also respond to non-emergency incidents, aiding our community when needed.

FEBRUARY 2026

TOTAL FIRE INCIDENTS	2/2025	2/2026
Commercial Fires	0	0
Residential Fires	0	0
Vehicle Fires	0	0
False Alarm	9	16
Other Fires	5	0
Total Fire Incidents	14	16

EMS ENCOUNTERS	2/2025	2/2026
Refusals	33	34
Transport by SLFD	310	294
Transport by other	11	6
No patient contact	1	4
Total Transports	321	300
Total EMS Encounters	354	336

False Alarms	9	16
Fire Drills	0	0
Hazmat Incidents	1	1

Public Assistance	28	32
Community Paramedicine	13	15

MUTUAL AID & EMS TRANSPORTS

This service is crucial in ensuring effective public safety for the community. Through agreements with other fire agencies in Yuma County, departments can support one another during emergencies that exceed local resources, such as mass casualty incidents or large structural fires. SLFD frequently provides and receives mutual aid from the neighboring Somerton Cocopah Fire Department and Rural Metro Fire Department.

Mutual Aid Provided:	2/2025	2/2026
County	0	0
Somerton	1	0
Mexico	0	0
Transports:		
SLM1	3	33
SLM2	37	0
SLM3	8	37
SLM4	89	35
SLM5	42	96
SLM6	28	8
SLM7	103	85
Somerton	10	5
HELO	1	1
Rural Metro	0	0
Yuma	0	0
Total Transports	321	356

DEPARTMENT SERVICES & COMMUNITY OUTREACH

The San Luis Fire Department (SLFD) takes great pride in serving the residents of our community. Beyond providing emergency medical and fire response services, SLFD is committed to public safety and education through a variety of programs and outreach efforts.

FEBRUARY 2026

- **Residential Inspections: 34**
Station 1- 16 Station 2: 18
- **Community Paramedicine: 15**
- **AWC EMT Ride-Along Program: 12**
- Senior Center Blood Pressure Checks: 0
- **Heartsaver Classes (CPR): 1**
- **Community Events:**

A Crew

- **2/05/2026 – Station 1 Tour: Chicanos por la Causa Preschool**
Location: San Luis Fire Department

B Crew

- **2/19/2026 – Read Across America**
Location: Ed Pastor School

C Crew


- **2/20/2026 – Career Fair for Students**
Location: San Luis Middle School
- **2/27/2026 – Read Across America**
Location: San Luis Preschool
- **2/27/2026 –Heartsaver CPR Class**
Location: San Luis Fire Department – Station 1

FIRE INSPECTOR

FEBRUARY 2026

- Commercial Inspections: **26**
- Meetings: **15**
- Fire Suppression System Test: **28**

02/25/2026	PPE Review / Hose Loads: Bumper, Crosslays, Minuteman, 2.5 supply	1700 -1800	M. Gomez	1.0
------------	---	------------	----------	-----



San Luis Fire Department Monthly Training Reports

February 2026

Station No. 2

A-Crew

Captain J. Gonzalez

Date	Subject	Time	Instructor	Total Hours
02/03/2026	Forcible Entry YouTube/ Video and Group Discussion Window and Door	0900-1100	J. Gonzalez	2.0
02/05/2026	LAFD Mayday Warehouse Explosion Video Training.	0930-1130	J. Gonzalez	2.0
02/07/2026	Apparatus Pumping Operation for Engineer Training	0900 - 1100	J. Gonzalez	2.0
02/12/2026	Forcible Entry Breaching Different Types of Building Construction.	0900 - 1100	J. Gonzalez	2.0
02/14/2026	Aerial Placement training	0900-1100	I.Lopez	2.0
02/16/2026	COOP/ Donning PPE/Hoisting fire tools/ Ropes and Knots and connecting hoses practice for state.	0930 - 1130	J. Gonzalez/ I. Lopez	2.0
02/21/2026	Pumping And Ladder Operation Practical training.	0900 - 1100	J. Gonzalez	2.0
02/23/2026	COOP Students/ PowerPoints on Forcible entry	0900-1100	J. Gonzalez/ J. Zamora	2.0


02/25/2026	Patient Triage in Mass Casualty Incident EMS/ Fire Student Drills Training.	1500- 1700	J. Gonzalez/ J. Zamora	2.0
------------	--	---------------	---------------------------	-----



San Luis Fire Department Monthly Training Reports

February 2026


Station No. 1		B-Crew Captains E. Castro and C. Ofalla		
Date	Subject	Time	Instructor	Total Hours
02/06/26	Hazmat Decon and Procedures	1300-1500	C. Ofalla/ E. Castro	2.0
02/10/26	Fire Scene size up scenarios	1400-1500	C. Ofalla/ E. Castro	2.0
02/15/26	SLL1 Monitor and ladder deployment	1000-1200	J. Phillips	2.0
02/17/26	Engineer practice cross lay and bumper line	1000-1200	J. Phillips	2.0
02/19/26	EMS iGel training and quiz	1300-1500	E. Castro/ C. Ofalla	2.0
02/24/26	LZ1 procedures	1000-1100	E. Castro	1.0
02/24/26	Ladder operations and vertical ventilation simulation	1300-1500	C. Ofalla	2.0
02/26/26	Drafting	1000-1200	J. Phillips/ E. Castro	2.0



San Luis Fire Department Monthly Training Reports

February 2026

Station No. 2		B-Crew		Captain R. Solis
Date	Subject	Time	Instructor	Total Hours
02/06/26	Fire Behavior	1000-1200	F. Silva L. Carlos	2.0
02/08/26	Fire Hose Loads SLL2	1300-1500	L. Carlos M. O'Dell	2.0
02/10/26	Small tools SLL2	1000-1200	L. Carlos M. Flores	2.0
02/15/26	Fire Tactics Online Videos	1300-1600	E. Flores L. Carlos	3.0
02/17/26	SLL2 Aerial Training	1100-1300	F. Silva M. O'Dell	2.0
02/19/26	Extrication Online	1300-1500	L. Carlos	2.0
02/24/26	Haz-Mat- Incidents Videos	1300-1500	L. Carlos E. Flores	2.0
02/26/26	Building Construction Online	1000-1200	L. Carlos E. Flores	2.0
02/28/26	Hose loads	1000-1200	L. Carlos R. Solis	2.0




San Luis Fire Department Monthly Training Reports

February 2026

Station No. 1 C-Crew Captains: R. Rodarte and S.Estrada

Date	Subject	Time	Instructor	Total Hours
02/02/2026	EMS Protocol Review with Conducted a fireground mock simulation covering fire attack, forcible entry, and primary/secondary search in a simulated video media residential structure.	1000-1200 1300-1500	S.Estrada R.Rodarte	2.0
02/04/2026	Conducted a fireground mock simulation covering fire attack, forcible entry, and primary/secondary search in a simulated video media commercial structure.	0900-1200	S.Estrada R.Rodarte	2.0
02/09/2026	Fire Personnel completed a multi-company 1410 forward lay evolution to evaluate hose deployment, water supply establishment, engine/truck coordination, and overall operational efficiency.	0900-1200	S.Estrada R.Rodarte	2.0
02/11/2026	Personnel completed a multi-company 1410 reverse lay evolution to evaluate hose deployment, water supply establishment, engine/truck coordination, and overall operational efficiency.	1000-1100 1100-1200 1400-1500	S.Estrada R.Rodarte	2.0
02/13/2026	Reviewed mutual & automatic aid guidelines. Radio communication designated dispatch radio channels.		S.Estrada R.Rodarte	3.0
02/18/2026	Cross lay 1.5/2.5 loads review off SLL2.	1300-1500	C. Mora	2.0

02/20/2026	Cross lay 1.5/2.5 loads review off SLL2.	1300-1500	C.Mora	2.0
02/22/26	Cross lay 1.5/2.5 loads review off SLL2.	0900-1200	C.Mora	3.0
02/28/26	Hazardous Materials Training. HazMat Agricultural Emergencies, Ammonia spill control and evacuation distances.	1300-1500	C.Mora	2.0



San Luis Fire Department Monthly Training Reports

February 2026

Station No. 2 C-Crew Captain C. Mora

Date	Subject	Time	Instructor	Total Hours
02/02/26	Conducted a fireground mock simulation covering fire attack, forcible entry, and primary/secondary search in a simulated video media residential structure.	1000-1200	C. Mora	2.0
02/04/26	Conducted a fireground mock simulation covering fire attack, forcible entry, and primary/secondary search in a simulated video media commercial structure.	1000-1200	C. Mora	2.0
02/09/26	Fire Personnel completed a multi-company 1410 forward lay evolution to evaluate hose deployment, water supply establishment, engine/truck coordination, and overall operational efficiency.	1000-1200	C. Mora	2.0
02/11/2026	Personnel completed a multi-company 1410 reverse lay evolution to evaluate hose deployment, water supply establishment, engine/truck coordination, and overall operational efficiency.	1300-1500	C. Mora	2.0
02/13/26	Reviewed mutual & automatic aid guidelines. Radio communication designated dispatch radio channels.	1300-1600	C. Mora	3.0

02/18/26	Cross lay 1.5/2.5 loads review off SLL2.	1300-1500	C. Mora	2.0
02/20/26	Cross lays 1.5/ 2.5 loads review off SLL2.	1300-1500	C. Mora	2.0
02/22/26	Cross lay 1.5/2.5 loads review off SLL2.	0900-1200	C. Mora	3.0
02/28/26	Hazardous Materials Training. HazMat Agricultural Emergencies, Ammonia spill control and evacuation distances.	1300-1500	C. Mora	2.0



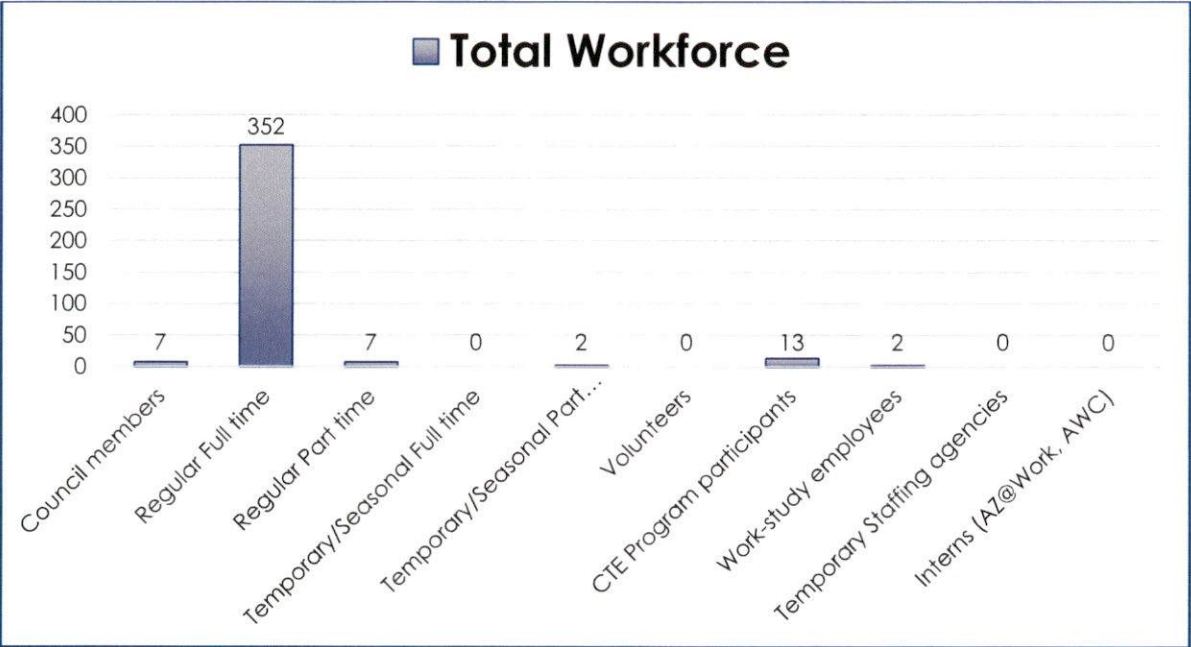
CITY OF SAN LUIS, AZ
**HUMAN RESOURCES
DEPARTMENT**
YOUR FUTURE BEGINS HERE.

MONTHLY OPERATIONS REPORT

FEBRUARY 2026

CITY OF SAN LUIS | 800 E Cesar Chavez Blvd. San Luis, AZ 85349 | www.sanluisaz.gov

TOTAL WORKFORCE	
Council members	7
Regular Full-time employees	352
Regular Part-time employees	7
Temporary/Seasonal Full-time	0
Temporary/Seasonal Part-time	2
Volunteers	0
CTE Program participants	13
Work-study employees	2
Temporary Staffing agencies	0
Interns (AZ@Work, AWC)	0
TOTAL	383



WORKFORCE TURNOVER

New Hires		Terminations	
Employment Type	Quantity	Employment Type	Quantity
Regular (FT)	3	Resignations (FT- Regular)	3
Regular (PT)	0	Resignations (PT- Regular)	0
Temporary /Seasonal (PT)	0	Dismissals (FT- Regular)	3
Elected Officials	0	End of Appt. (Elected official)	0
Internships	0	End of season (PT)	0
Temp. staffing agency	0	Temp. staffing agency	0
Turnover Rate for February 2026: .85			
Turnover Rate for February 2025: 0.59			
Total Turnover Monthly Difference: -0.26			

TALENT ACQUISITION

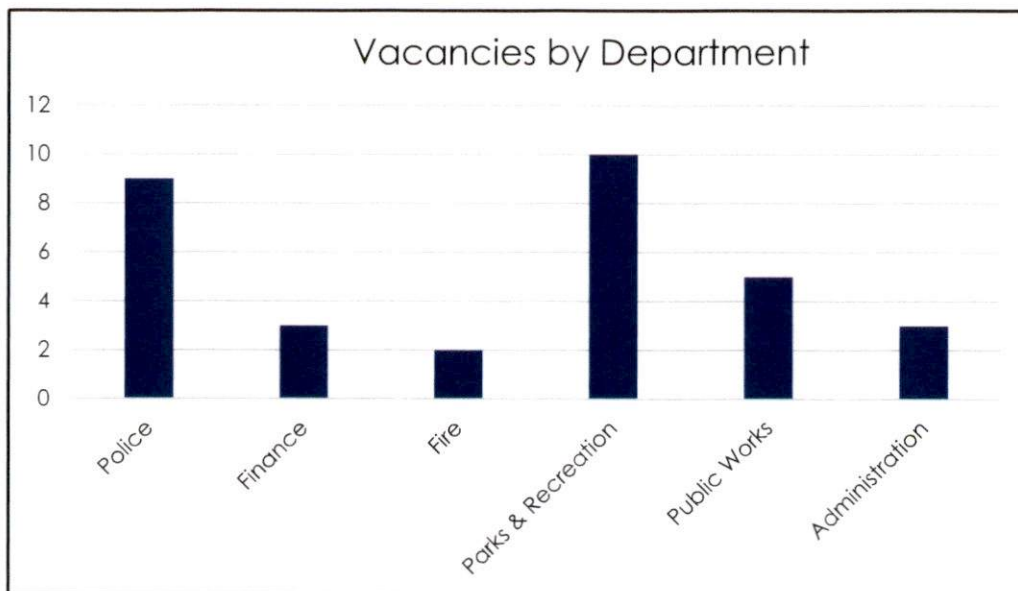
RECRUITMENT ACTIVITY


Previous Job Postings	New Job Postings	Applicants	Interview Sets	Total # of Interviewees	Total Hires/ Rehires	Promotions/ Conversions	Requisitions Filled
8	4	169	4	14	3	1	5

Physical Agility Test Police	Written Exam Police	Dispatcher Typing Test	Physical Agility Test Fire	Written Exam - Fire
Passed 6	Passed - 3	Passed - 0	Passed - 0	Passed - 0
Fail - 17	Fail - 3	Failed - 0	Fail - 0	Fail - 0

Vacancies by Department

Department	Job Title	# of vacancies
Fire	Firefighter	1
	Fire Engineer	1
Finance	Accounting Specialist	1
	Operations Manager	1
	Customer Service Representative	1
Administration	City Manager	1
	City Attorney	1
	Assistant City Prosecutor	1
Parks & Recreation	Assistant Director	1
	Lifeguard PT	7
	Maintenance Specialist	1
	Driver PT	1
Police	Police Communication Officer	2
	Police Officer	7
Public Works	Maintenance Technician (Highway Users)	4
	Custodian	1
Total		32





BENEFITS ADMINISTRATION

INSURANCE	ADDITIONS Enrollments from February	TERMINATIONS Effective February	TOTAL ACTIVE EEs
Health Insurance	3	3	347
VSP – Vision	3	3	349
Dental	3	3	352
FMLA Leave			7
Short-term Disability claims			2
ASRS Refund Applications			0
ASRS Retirement Applications			0
ASRS Ending Payroll Verifications			2

- **Benefit Orientation:** Two (2) conducted.
- **Claims Advocacy:** Five (5) claims were researched and sent to the Third-Party Claims Administrator for correct submission.

WELLNESS PROGRAM

- **Gym Membership**
 - 80 active memberships / 7 EEs on the waiting list
- **Heart Health Seminar 2/12**
 - 10 Participants

- **Walk At the Park 2/24**
 - 11 Participants
- **PT Session with PD 2/26**
 - 20 participants






PT Session with PD

SPECIAL PROGRAMS

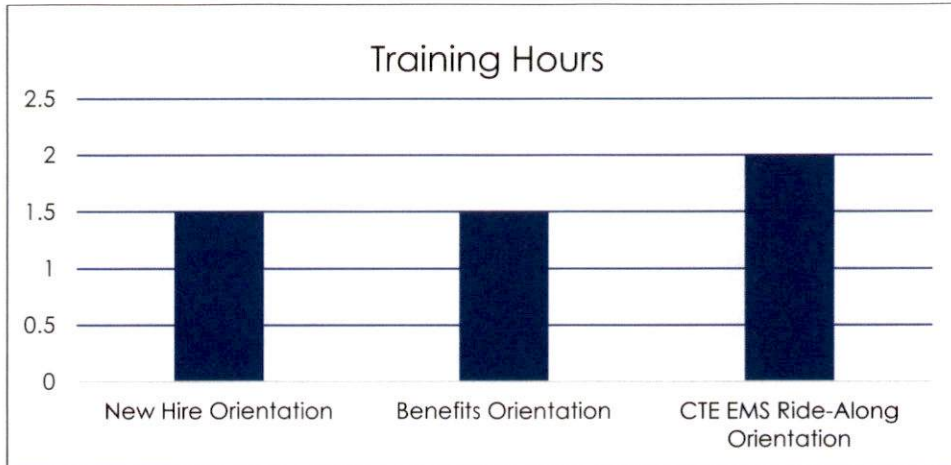
RECOGNITION / ENGAGEMENT

- **6ht Annual Career and Technical Education (CTE) Career Expo**
 - HR coordinators attended the career expo to promote career opportunities and HR services to students, with the goal of motivating them while also strengthening community connections and fostering long-term relationships with future talent.



TRAINING AND DEVELOPMENT

	Facilitators	Trainees and Department	Date	Total Training Hours
New Hire Orientation	Danya Carrasco, HR Coordinator	3 (PD)	2/10/26 2/25/26	1.50
Benefits Orientation	Priscila Campa, HR Generalist	3 (PD)	2/10/26 2/25/26	1.50
CTE EMS Ride-Along Orientation	Danya Carrasco, HR Coordinator	4 (FD)	2/4/26	2
TOTAL TRAINING HOURS:				5



COSL Orientation



Professional Development Plan		
Department	Quantity	PDP Type
PW Facilities Division	1	Certification/Continuing Education
Scholarships		
PD	2	Law Enforcement Training Academy
PW Facilities Division	1	Project Management Certificate

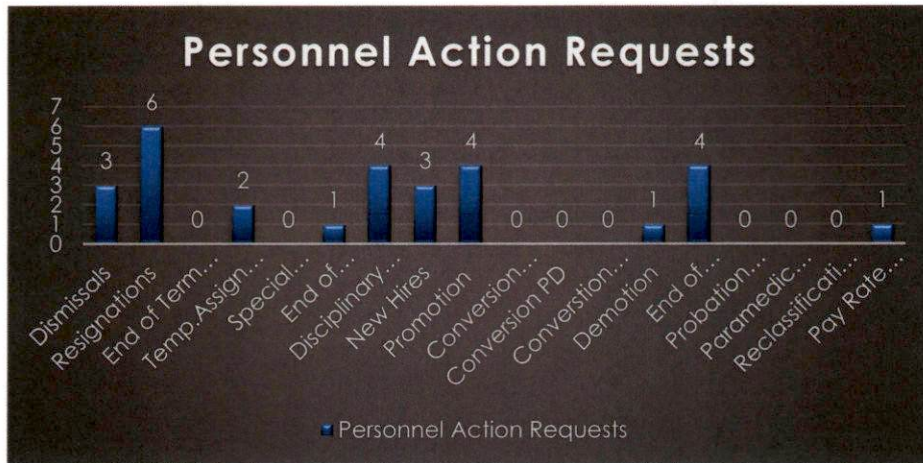
COMPLIANCE/DATA ANALYTICS AND CLASS & COMP

- **Purchase Requisitions:** 5
- **Employment Verifications:** 8
- **Conflict of Interest:** N/A
- **Ongoing internal HR audits:** 9 New Hire Personnel Files reviewed
- **Public Records Request:** 1
- **Ongoing maintenance of Public Safety Temporary Assignment:**
 - 4 FTO Assignments
 - 1 End of Temporary Assignment Incentive
- **Maintenance of Public Safety Incentives:**
 - 1 Retention Incentives processed (payment released)
- **External Employment and Activities Survey**
 - Due Date: 3.12.26

EMPLOYEE RELATIONS

- **Exit interviews:** 2
- **Disciplinary Actions Administered:**
 - 2 1-Day Suspension w/o Pay
 - 1 2-Day Suspension w/o Pay
 - 1 5-day Suspension w/o Pay

Personnel Action Requests (PAR)	Quantity
Dismissals	3
Resignations	6
Temporary Assignment FTO	2
End of Special Assignment	1
Disciplinary Actions	4
New Hires	3
Promotion	4
Demotion	1
End of Probation	4
Pay Rate Change	1
TOTAL:	29



PERFORMANCE MANAGEMENT

Type of Evaluation	# EE Placed	Evaluation Received	Total
Probationary			8
Original	3	2	
Promotional	2	0	
Mid-Term	0	1	
Apprentice	0	0	0
Annual	N/A	18	18
Total	5	21	26

Information Technology

Monthly Report: February 2026


Overview:

Provided IT support to City of San Luis employees with technical issues with hardware, software, or network systems. At the same time, ensuring problems are resolved promptly to minimize disruption to the City of San Luis operations.

IT support and infrastructure operations ensure that technology systems are reliable, secure, and optimized to meet the organization's needs.

Project Status

- **East Radio Communication Tower and Shelter:** A 60-foot tower was erected by Sabre Industries. The shelter and backup generator's concrete foundation has been poured. Sabre estimates that the modular prefabricated equipment shelter will be delivered and installed in May, and the generator in June.



- **Online Faxing:** We have transitioned all city departments from analog fax lines to the online faxing platform to improve reliability, security, and cost efficiency. Analog fax lines are vulnerable to weather interference, security risks from printed documents, and cost approximately \$6,300 annually for 15 lines. In contrast, West Fax will cost an estimated \$2,000 per year, include 4,000 monthly pages, and provide secure access through single sign-on with multifactor authentication. The transition also supports the organization's move toward paperless operations, reduces toner usage, and allows fax access through an online portal with controlled user permissions.

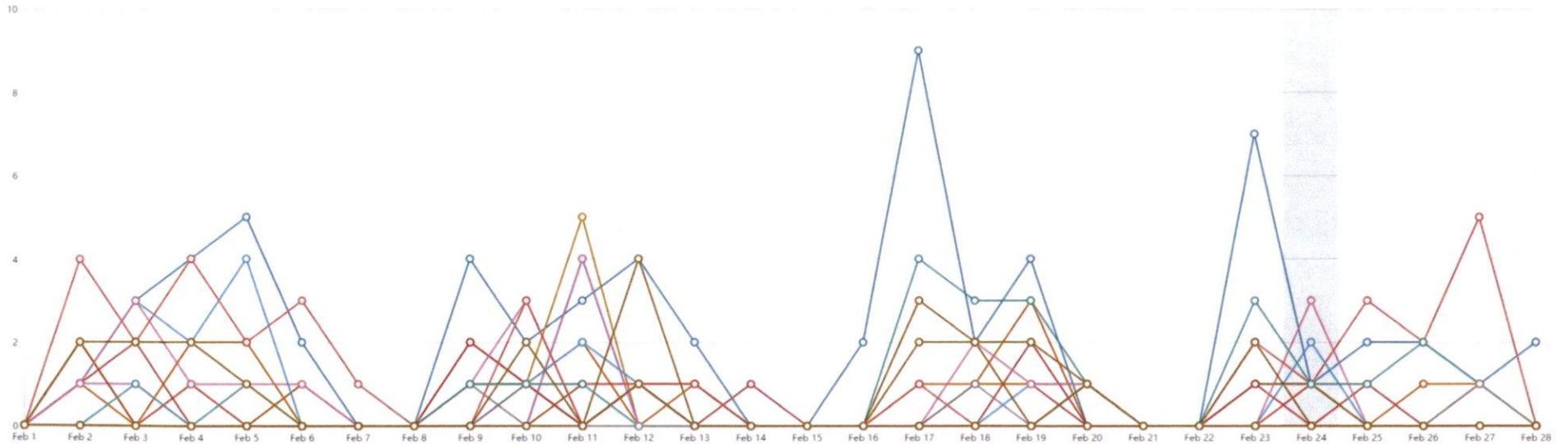
WestFax 

Total Work Orders Created by Department from February 1st -28th

Created By Department

Show Custom range period daily

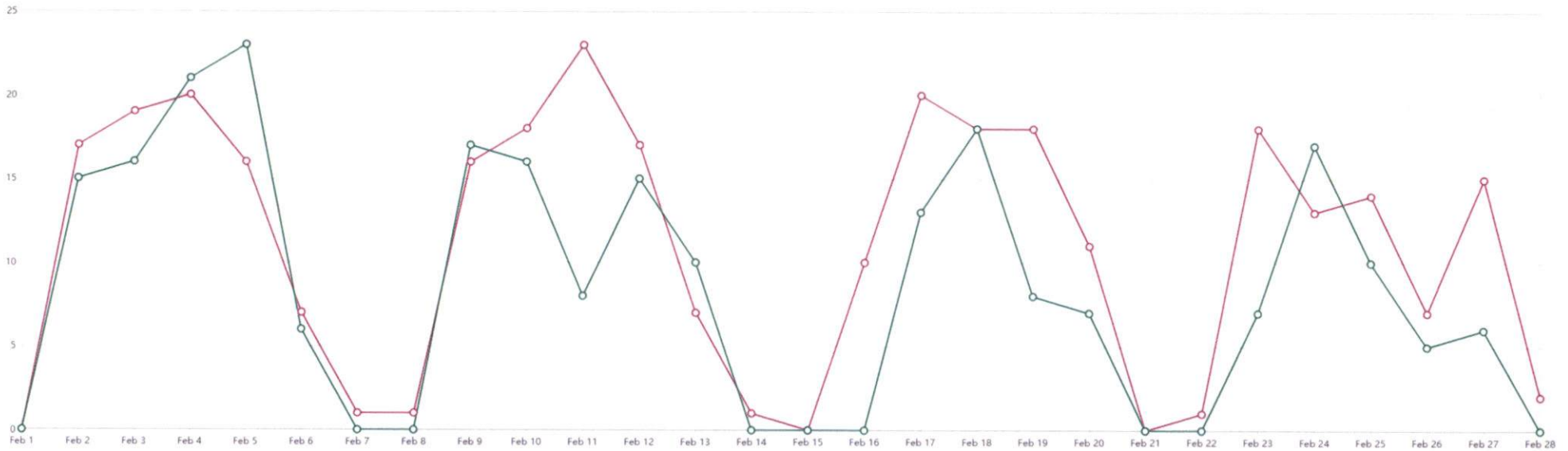
19	62	10	12	6	8	2	18	7	0	5	12	12	19	35	24
Administration	Police	Attorneys	Billing and Collections	Clerks Office	City Prosecutor	Building Safety	Court	Economic Development	Council	Development Services	Facilities	Fire	Human Resources	Information Technology	Parks and Recreation
1	23	1													
Planning and Zoning	Public Works	Engineering													




Total Work Orders Created from February 1st -28th

310
Created

238
Resolved





PARKS & RECREATION
FEBRUARY 2026
MONTHLY REPORT
Director: Angelica Roldan



PARKS GROUNDS Maintenance




Mowing green areas



Weed removal throughout the city



Fertilizer Sports Fields




Assist Public Works in removing weeds from right-of-way



Edging F1 Field



Spreading of track red sand and infield red sand.



Irrigation repairs on several green areas throughout the city.




Assist Public Works in removing a tree in the right-of-way.

PARKS GROUNDS Projects



Replacing burned light bulbs in F2 and F3.




Lights at F1 baseball field got retrofit to LED show lights



Broken slide was removed and railing was repaired.



Broken leaking backflows were repaired.



River rock was rearranged for better waterflow at the East Fire Station.



Assist Public Works in moving sleeves for installation of sidewalks at the East Community Park.



Scoreboard at Joe Orduño F3 field was repaired.




Damaged fence was remove at Las Villas.



Damaged bench was removed.



PARKS GROUNDS



Soccer goal was repaired at the Joe Orduño artificial turf soccer field.



Canvas paintings were hung at the Cultural Center.



Electrical connector was repaired at Joe Orduño Park.

CULTURAL CENTER

We partnered with Brush It to host a Valentine's Day-Themed Paint Night on Tuesday, February 10th, providing a fun and creative space for community members to celebrate the holiday while creating their own guided artwork.



We teamed up with local schools this month to boost participation in our sticker design competition, resulting in a significant increase in engagement and receiving over 100 creative entries from students.



Cultural Center staff attended the Yuma Art Symposium to connect with local artists, expand community partnerships, and participate in informative lectures and hands-on workshops.



Classes Offered:

- Zumba
- Guitar
- Piano
- Folkloric Dance
- Ballet 1 & 2
- Gymnastics 1 & 2
- Modern Dance 1 & 2
- Art
- Jiu-jitsu



Arrangements were finalized to host a free self-defense workshop for residents that will take place on March 26, 2026.

RECREATION


During the month of February, we continued with our new Slow Pitch 40+ activity—designed for players aged 40 and above who want to stay active, enjoy friendly competition, and reconnect through sport. This activity focuses on teamwork, sportsmanship, and fun, offering a great balance between healthy physical activity and social engagement in a relaxed, welcoming environment. Starting with 6 teams and nearly 90 participants.



We are pleased to present the Co-Ed Slow Pitch Program, which brings together 13 teams and nearly 200 participants. This program promotes inclusivity, teamwork, and active participation in a friendly and respectful environment. With a strong emphasis on sportsmanship and community spirit, the co-ed category offers an excellent opportunity for players of all backgrounds to enjoy the game, build connections, and stay engaged through healthy competition.



The organization and planning of the spring activities were carried out with a focus on structure, accessibility, and participant engagement. The program included T-Ball, Youth Baseball, Men's Basketball, and Women's Volleyball, each designed to meet the needs of different age groups and interests. Careful scheduling, coordination of facilities, and collaboration with coaches and volunteers ensured that all activities were conducted smoothly and safely. These spring programs promoted physical activity, skill development, teamwork, and community involvement, while providing participants with positive and well-organized recreational experience.




RECREATION

Last Thursday, February 26th, we proudly celebrated the ribbon-cutting for the brand-new relighting system at the Joe Orduño Park F1 baseball field!

After more than 20 years without updated lights, this upgrade is truly a game changer, not only for our athletes, but for the many community events that will shine even brighter moving forward. To showcase the new lights, the Recreation Department hosted a special Baseball Exhibition, inviting two teams that participated in the Men's Baseball Games, Los Morros vs. Bullfrogs!

A huge thank you to all the dedicated staff who worked hard to bring this project to life, and to City Council for joining us to mark this exciting milestone. Here's too many more nights under the lights! Special thanks to ALLO Fiber Arizona for their continued support of our events. We truly appreciate your partnership and commitment to our community!



YOUTH CENTER

Youth Center Classes – The Youth Center officially reopened its doors on February 23 after the floor renovation.

- The renovation of the Youth Center focused on replacing the carpets, which were already damaged in the main rooms, with the flooring we have today. The change is very noticeable, and the building looks completely different.
- With the building now open, the staff is working on promoting the activities we offer through social media to attract more members to the Youth Center.



The poster features the San Luis Youth Center logo and contact information at the top. Below the title 'SPRING SCHEDULE', there are ten activity cards arranged in a grid. Each card includes an image of the activity, the activity name, the ages of participants, and the schedule. At the bottom, there is a 'FREE MEMBERSHIP' badge and a 'SCHEDULE SUBJECT TO CHANGE WITHOUT NOTIFICATION' disclaimer.

Activity	Ages	Schedule
OPEN GYM	AGES 14 - 21	MONDAY - FRIDAY 6:00 A.M. - 7:00 P.M.
BOXING CLASS	AGES 7 - 21	MONDAY - THURSDAY 4:00 P.M. - 5:00 P.M.
BOXING TEAM	AGES 7 - 21	MONDAY - FRIDAY 5:00 P.M. - 7:00 P.M.
GAME ROOM	AGES 7 - 16	TUESDAY & THURSDAY 4:00 P.M. - 5:00 P.M.
YOUTH TRAINING PROGRAM	AGES 14 - 16	TUESDAY 6:00 P.M. - 7:00 P.M.
BOARD GAMES	AGES 7 - 16	WEDNESDAY 4:00 P.M. - 5:00 P.M.
MOVIE NIGHTS	AGES 7 - 16	THURSDAY 5:00 P.M. - 7:00 P.M.
LEGO CLASS	AGES 7 - 16	MONDAY 4:00 P.M. - 5:00 P.M.
PING PONG	AGES 7 - 16	MONDAY & WEDNESDAY 5:00 P.M. - 6:00 P.M.
INDOOR RC CLUB	AGES 7 - 16	MONDAY & WEDNESDAY 6:00 P.M. - 7:00 P.M.

FOR MORE INFORMATION PLEASE CALL (928) 341-8574 OR CONTACT EVELYN MCGARRA EVELYNM@SANLUISAZPARKS.COM

SCHEDULE SUBJECT TO CHANGE WITHOUT NOTIFICATION

FREE MEMBERSHIP

@SANLUISAZPARKS


Youth Center Fall Schedule - the Youth Center Spring courses are:

- Open Gym
- Boxing Class
- Boxing Team
- Game Room
- Board Games
- Youth Training Program
- Movie Nights
- Ping Pong
- Lego Class
- Indoor RC Club

YOUTH CENTER

Youth Center Boxing Classes –

- Our boxing team has returned to practicing at the gym with motivation and the goal of winning new tournaments. Additionally, our beginner class has resumed, preparing new members who may become part of our boxing team in the future. Our boxing team currently has around 16 members who train day by day.



Exhibition Baseball Game –

- On Thursday, February 26, part of our staff helped with the baseball exhibition game, supporting the Recreation Department with anything they needed.



SENIOR CENTER

Senior Center Overview:

We welcomed several community partners, including Hospice of Yuma and Voces de Alegría, who brought joy through music and dance. Informative health presentations were provided by the Yuma County Health Department, Onvida Health, Life Care Center, Campesinos Sin Fronteras, and Idalith Casas, covering topics such as diabetes prevention, heart health, emotional well-being, substance abuse awareness, and healthy living. Marley Duarte from Grand Canyon University also demonstrated simple at-home exercises to support physical wellness.

Seniors enjoyed a variety of social and creative activities, including a Valentine's Day celebration and art project, Movie Day, a field trip to Quechan Casino in Yuma, Arizona, and a lively performance by the Banda Sinaloense from San Luis Middle School.

Community organizations such as the Mexican Consulate and PPEP-YouthBuild shared helpful information about services and assistance programs.

We continued our monthly food box distribution and concluded the month by celebrating all February birthdays, honoring our seniors and making them feel special.

Services Provided By Our Department:

- Breakfast: 7:00am-9:00am
- Lunch: 11:00 - 12:00pm
- Daily Transportation: Morning 7:00am Afternoon at 12:00pm
- Assistance to seniors: With documentation, translations, filling out all sorts of applications. 6:00am-2:30pm

Daily/Weekly/Monthly Activities

- Daily Bingo: 10:30am-11:00am
- Daily Board Games: 6:00am-2:30pm
- Daily Pool Game: 6:00am-2:30pm
- Exercise Classes: 8:00am-9:00am
- Arts & Crafts: 9:00am-10:00am
- Gardening: 8:00am-9:00am
- (LIHEAP) The Home Energy Assistance Program: 6:00am-2:30pm
- Total de Meals Served: 1022
- Total Attendance: 1417
- Total people transported: 358

SENIOR CENTER



Hospice of Yuma
02/02/26



Yuma County Health
Department
02/03/26.



Heart Painting
02/4/26



Quechan Casino
Field Trip 02/05/26



Marley Duarte GCU
02/06/26



Campesinos Sin
Fronteras 02/10/26



Valentine's Day
Celebration
02/13/26



Nutrition Class
02/18/26



SLMS Banda
Sinaloense 02/19/26

SENIOR CENTER



Movie
02/23/26




Life Care Center
02/24/26



Mexican Consulate
02/26/26

PEPP Youth Build
02/27/26

**SAN LUIS POLICE DEPARTMENT
MONTHLY REPORT
FEBRUARY 2026**



COMMUNITY OUTREACH/ SPECIAL EVENTS:


- The SLPD hosted and participated in the Barks & Boosters Event which took place at Joe Orduno, where the Operation Paw Promise program was also introduced.



- The SLPD greeted and helped provide security during Senator Ruben Gallego's visit to various locations throughout the city.



- The SLPD held testing for nineteen (19) applicants for the position of police recruit in preparation for the upcoming police academy in August.



- The SLPD participated in two events, the 6th Annual Career Fair at Southwest Jr. High, and the 2026 Career & Tech Education Day.



- The SLPD hosted a PT session for city staff. The event brought everyone together in a workout and an opportunity to build teamwork, strengthen partnerships, and promote a healthy, active community. We are thankful to the Human Resources Department for organizing the event.



- The SLPD Motors, Honor Guard Members, and staff attended the funeral service to honor Arizona DPS Trooper Paramedic Hunter Bennett in the City of Gilbert.



PERSONNEL ACHIEVEMENTS AND EMPLOYEE ACTIONS:

- New Officers R. Gonzales, S. Nogales, J. Vargas, A. Cruz, and Transit Enforcement Officer A. Feliz were sworn in by Judge D. Figueroa at the San Luis Municipal Court.



BUDGET SUMMARY:

- For FY26, SLPD has expended 63% of our annual budget.

USE OF FORCE INCIDENTS AND FINDINGS:

- Four (4) pending review.

OPERATIONS/NOTABLE EVENTS:

- None

VEHICLE PURSUITS AND FINDINGS:

- None

COMPLAINTS AND FINDINGS:

- None

AWARDS AND RECOGNITIONS:

- None

GRANTS MANAGEMENT:

- Reimbursement requests for OPSG have been submitted up to 1/23/2026.
- We have applied for the next FY GOHS & OPSG grant cycles.
- We have been granted previously deobligated funds from OPSG to use before 8/31/2026.

RECRUITING/HIRES/RETENTION/DEPARTURES:

- **Nine (9)** Police Officer positions are vacant, and the selection process remains active. There was a physical agility test on February 19th, where 19 applicants participated.
- **Three (3)** 9-1-1 Communication Officer positions are vacant, and the selection process remains active. **Three (3)** Communication officers were hired this month.

MONTHLY INCIDENT/CRIME REPORT:

The incident/crime report is broken down into four (4) types of reports: 1 - Calls for Services - All calls reported by citizens and received at the Communications Center. 2 - Officer Initiated Calls - Contacts reported by officers while patrolling. 3 - Accidents - Accidents that occurred in city limits and cases taken by an officer. 4 - Actual Cases Taken by Officers - Reports taken by officers, crime/incident determined by an officer as reported by a citizen - from the calls of service received.

The Monthly Incident Calls for Service (CFS) count is listed below as reported by citizen(s) (Initiated as a CFS).

INCIDENT CALL TYPE	JAN	FEB	TOTAL
711	88	39	127
911 Call	219	261	480
Abandoned Vehicle	90	51	141
Accident	72	69	141
Alarm Residential	11	8	19
Animal at Large	92	69	161
Animal Related	47	45	92
AOD-Assist Other Department	38	31	69
Arrest on Warrant	20	23	43

Criminal Damage	11	7	18
Deceased Animal	7	7	14
Disabled Vehicle	25	26	51
Disturbance	32	44	76
Field Interview	63	54	117
Noise Disturbance	31	15	46
Other	27	39	66
Parking Violation	156	153	309
Private Tow	40	22	62
Public Assist PD	36	44	80
Traffic Stop	627	485	1,112
Alarm Commercial	19	19	38
Civil Matter	34	25	59
Custodial Interference	6	1	7
Driving under the Influence	7	8	15
Foot Patrol	3	1	4
Found Property	6	6	12
Harassment	7	8	15
Identity Theft	10	9	19
Lost Property	5	6	11
Notification	7	4	11
Open Door/Window	2		2
Reckless Driver	37	43	80
Repossession	31	31	62
Sexual Offense	4	4	8
Shoplifting	8	12	20
Shots Fired	1		1
Stolen Vehicle	8	6	14
Suspicious Activity	14	10	24
Suspicious Subject	10	21	31
Theft	6	12	18
Threats	12	11	23
Walk In PD	7	13	20
Suicidal Subject	1		1
Liquor Offense	3	4	7
711 West Reservation	1		1
Animal Cruelty	1		1
Assault	4	4	8
Attempt to Locate	4	13	17
Burglary	3	1	4
Child Abuse	9	7	16
Citizen Complaint	4	4	8
Civil Standby	2	1	3
Court Assist	4	10	14
Court Order Violation	2	1	3
Cybertips	1	1	2

Drug Offense	13	14	27
Fictitious Plate Traffic	1		1
Flag Down	57	38	95
Found Person	3	1	4
Fraud	1	7	8
Incorrigible Juvenile	1	5	6
Information Received	2	3	5
Littering	5	3	8
Loitering	1	2	3
Medication Disposal	1	1	2
Mental Case	3	4	7
Missing Person-Overdue	6	3	9
Recovered Stolen Vehicle	1		1
Repair Order	20	9	29
Runaway Juvenile	2	4	6
Sexual Assault	1		1
Suspicious Vehicle	5	5	10
TEST PD	8	4	12
Traffic Control	51	39	90
Traffic Incident	34	27	61
Trespass	6	5	11
Welfare Check	19	25	44
Animal Bite-Dog		2	2
City Code		1	1
Deceased Person		1	1
Indecent Exposure		1	1
Located Missing Person		1	1
Man Down		2	2
Overdose		1	1
Prowler		1	1
Stationary 28		2	2
Stolen Property		2	2
Truancy		1	1
Grand Total	2,256	2,002	4,258

Cases Taken by Officers

Cases Taken are actual police reports that document and detail all the facts, circumstances, and timeline of events surrounding an incident. This section, Cases Taken, is a live document that will update all existing months within the report as officers complete their investigations/reports.

REPORT TYPE	JAN	FEB	TOTAL
Criminal Damage	7	5	12
DUI	4	6	10
Abandoned Vehicle	6	3	9

Accident	24	16	40
Arrest on Warrant	12	11	23
Assault	6	1	7
Assault-Aggravated	1		1
Burglary-Residence	2	1	3
Criminal Traffic Offenses	8	3	11
Disorderly Conduct	1	2	3
Dog at Large	6		6
Domestic Disturbance	2	5	7
Drug Offenses	9	4	13
DV-Criminal Damage	1	1	2
Endangerment	1	1	2
Felony Flight	1		1
Fraud	2		2
Interf w/Judicial Proceed Other	1		1
Missing Person	1		1
Motor Veh Collision-No Inj-DUI	1		1
Parking Violation	3	3	6
Property-Found	1	2	3
Recovered/Stolen Vehicle	1		1
Sexual Assault	3	2	5
Shoplifting	7	8	15
Taking Identity of Another	2	1	3
Theft	4	1	5
Theft of Vehicle	3	5	8
Traffic Citation	2		2
Traffic Offense	1		1
Animal Related	2		2
AOA		1	1
Burglary-Business	1		1
Disturbance	1	3	4
DV-Assault		1	1
DV-Disorderly Conduct		2	2
Field Interview	1		1
Forgery		1	1
Found Drugs	1		1
Information Report	4	4	8
Kidnapping	1		1
Liquor Offenses	2	2	4
Motor Veh Collision		1	1
Motor Veh Collision-Non Injury	2		2
Motor Veh Collision-PP H/R		1	1
Poss/Sale Marijuana		1	1
Reckless Driving	1		1
Robbery		1	1

Threatening or Intimidating		1	1
Traffic Incident	1		1
Grand Total	140	100	240

Officer Initiated Calls – Out of the Incident Reports (calls), the types below are calls initiated by the Officer, not by public request.

CALL TYPE	JAN	FEB	TOTAL
Field Interview	63	54	117
Traffic Stop	627	485	1112
Grand Total	690	539	1229

Tickets - Breakout Type

TYPE OF TICKET	JAN	FEB	TOTAL
Civil Traffic	204	189	393
Criminal Citation	16	26	42
Parking	44	54	98
Written Warning	240	148	388
Criminal Traffic	11	12	23
Repair Order	27	12	39
Animal Control/Warning	6	2	8
City Code	16	3	19
Voided Citation		1	1
Grand Total	564	447	1011

Accidents

ACCIDENT TYPE	JAN	FEB	TOTAL
Accident - Injuries	2	2	4
Hit and Run - No Injuries	3	2	5
Hit and Run - PP - No Injuries	1	1	2
Pedestrian - Injuries	2		2
Private Property - Injuries	1		1
Private Property - No Injuries	1		1
Rear-end Collision		1	1
Vehicle - Injuries	3		3
Vehicle - No Injuries	30	16	46
Grand Total	43	22	65

ACCIDENTS	JAN	FEB	TOTAL
Fatal Traffic Crashes	0	0	0
Alcohol-related Crashes	1	3	4
Speed-related Crashes	1	0	1
Grand Total	2	3	5

Top 10 Accident Intersections for 2026	# of Accidents (YTD)
N 10TH AVE @ E CESAR CHAVEZ BLVD	3
N ARCHIBALD ST @ E URTUZUASTEGUI ST	3
N AVE E @ E COUNTY 24TH ST	2
N MAIN ST / E D ST	2
N MAIN ST @ E COUNTY 22ND ST	2
N 20TH AVE @ E SAN PEDRO ST	1
N 4TH AVE @ E CESAR CHAVEZ BLVD	1
N 6TH AVE @ E B ST	1
N 8TH AVE @ N SIDEWINDER RD	1
N ARCHIBALD ST @ E C ST	1

PUBLIC SAFETY ANSWER POINT (PSAP) CALL SUMMARY:

Call count of calls taken by our communication center.


TYPE	TOTAL
911 Calls	893
Admin Calls	2,252
Walk-Ins	70
PD Calls	1,996
FD Calls	404



PUBLIC WORKS DEPARTMENT

February

2026



MONTHLY REPORT

PUBLIC WORKS ADMIN


Water Division

- **Well Site 7 (formerly WS5) Operations Building Expansion - FY26 Project**
 - Architectural Design is complete.
 - Pre-Engineered Metal Building (PEMB) has been ordered from Bunger Steel. Building estimated delivery time is 20 weeks.
 - Bid process for construction is underway.
- **Well Site 5 (formerly WS6) Updates - Maintenance Work:**
 - Staff is working on replacement of the chlorination system to liquid chlorine. Work is being done in-house.
 - Staff is replacing three filter vessels. Completed.
- **ADWR Assured Water Supply Designation Update- FY26 Project:**
 - Contract has been awarded to CORE Engineering, estimated completion is June 2026.
- **Well Site 6 (formerly WS7) Booster Pumps and Electrical Updates- FY26 Project:**
 - Design contract for a conceptual design report (30% Design) has been awarded to Kimley-Horn. A final draft CDR was submitted for review, staff provided comments and Kimley-Horn finalized CDR in January.
 - Design contract has been awarded to Kimley-Horn to complete a 100% design on the needed improvements.
- **Well Sites 3, 4 & 6 Storage Tanks Rehabilitation- FY26 Project:**
 - Kimley-Horn conducted structural, civil and coating inspections on all three sites. Kimley-Horn completed inspection reports and were submitted to the City of San Luis.
 - Kimley-Horn was awarded the design contract of Well Site No.3 for site rehabilitation design and engineering construction services.



Wastewater Division

- **West Wastewater Treatment Plant Expansion - FY26/28 Project:**
 - Design and Pre-Construction Services- 100% completion.
 - Staff gave an update to City Council during the meeting held on January 28th. The project has not shifted to a design-bid-build delivery method and will be divided in three phases.
 - The first phase of the project construction entails the new sewer force-main upgrade from Lift Station 300 to the West Wastewater Treatment Plant. Yuma Valley Contractors, Inc. has been awarded the construction contract. Force Main project is expected to be completed by June of 2026.
- **Sewer Manhole Repairs and Replacements- On-going Project:**
 - Working on contract with AIMS Companies to rehabilitate at minimum five manholes on San Luis Plaza Dr. Staff would like to coordinate this work in March. Proposal was returned with comments, the department is awaiting for the revised proposal.
- **High School Lift Station Backup Power Addition- FY26 Project:**
 - JOL Electric engineer has been hired to conduct site evaluation and produce electrical design. JOL has just submitted a draft design for comments. Design has been finalized and the project will move into bidding phase.



PUBLIC WORKS ADMIN

Highway Users Division

- **Urtuzuastegui and William Brooks, North side ADA ramps and improvements:**
 - Traffic signal installed; ETA for start up is 3/30/26.
 - Handrail has been installed. Modifications are pending.
- **B St. & Main St. Traffic Signal and Roadway Improvements:**
 - Construction to begin April 2026.
 - Long lead items are estimated to be delivered by June 15, 2026.
- **4th Ave Beautification (West right-of-way, between Arena St. and Ocotillo St.)**
 - New gravel pending delivery.
 - Estimated completion by 3/30/26.
- **Highway Users Assisted Parks & Recreation – East Community Park Concrete Project:**
 - ETA for completion is 3/30/26.
- **Citywide Pavement Crack Sealing:**
 - Highway Users team is applying crack seal to various roadways citywide.
- **City Parking Lot Maintenance & Repairs:**
 - Staff has completed crack and sealing at various parking lots.
 - Staff is working on repairs in preparation for the seal coat application.
- **Port of Entry Preparations:**
 - The team is currently working on striping and improvements at Urtuzuastegui St. between Archibald and William Brooks Ave. in preparation for upcoming pedestrian traffic changes.





WATER DIVISION

Promptly attended service calls regarding water main closures and openings due to repairs of broken lines or water leaks at the following locations:

- 1151 Kennedy Ln.
- 1455 D St.
- 980 6th Dr.
- 126 Los Valles St.
- 1338 Washington Ln.
- 353 Rios Sonora St.
- 434 Juarez St.
- 142 Juarez St.
- 2059 Krystal St.
- 1322 Los Olivos Dr.

For water treatment, we maintained daily distribution samples and monitoring to ensure quality of our water.

To meet ADEQ requirements, water samples for free chlorine were collected to ensure compliance with regulations on 2/11/26 and 2/26/26.

MISCELLANEOUS PROJECTS

- 437 Piceno - Onvida Project
 - Tested water main valves to be able to isolate area for new water service installs.
 - Performed a 8 x 1 in. tap as part of test.
- Desert Excavating- sewer install project Co. 22nd St. & 24th Ave.
 - Assisted closing/opening water main valve.
 - Water main re-install inspection.
- Fire hydrant maintenance - opening/closing/inspection/painting
 - Los Portales Sub. and Townsite
 - Los Jardines Subdivision
 - San Luis Plaza Subdivision



**Cut asphalt/concrete/
installed monuments**

**Our Water Division received a
total of 75 AZ Blue Stake Tickets**

Open/Closed 22 Meters

Well Site #4:

- Continued installation of new sodium chlorination system components.
- Patched dry wall for chlorination room.
- Painted interior wall for chlorination system room.
- Assisted Hill Brothers Rep. with inspection of new sodium system install.

Well Site #5:

- Installed diffusers & filled filters with media, assisted by PureFlow rep.
- Completed vessel installation and removed material. Cleaned area and leveled ground.

Well Site #5 continuation :

- Poured concrete for chain-link fence reinstallation.
- Continued installation of new sodium chlorination system components.
- Opened backwash tank for interior coating inspection by Colvin Coatings.
- Assisted Hill Brothers Rep. with inspection of new sodium system install.

Well Site #7:

- Installed base and fire extinguisher.

WASTEWATER DIVISION

MISCELLANEOUS PROJECTS

- **West WWTP:**
 - Basin #4 maintenance has started.
- **East WWTP:**
 - Basin #1 maintenance has been completed.
 - Start up new eco verde odor control system.
- **Collection:**
 - Los Mesquites LS issues reported due to warranty expiration.
 - Replaced frame and cover of manhole at Co. 24th and Ave F.
 - Sewer line besides Parks & Rec offices were repaired.
- **Wastewater Collection:**
 - Vortec
- **CCTV Inspections:**
 - 3579 Hernandez St.

The Wastewater Division assisted with CCTV Inspections, cleaned laterals, and managed odor control.

- 1097 E Babbit Ln.
- 1365 E San Luis Ln.
- 2067 E Krystal Dr.



Our Wastewater Division received a total of **67** AZ Blue Stake Tickets.

To meet ADEQ requirements, water samples from both treatment plants were sent for testing.

Routine maintenance & inspections were conducted at our two treatment plants and 12 lift stations.



- Performed housekeeping duties at East and West WWTP.
- Assisted cleaning pit at Solid Waste Shop.
- Grease trap inspections.
- Attended grease interceptor testing at Onvida San Luis Medical Center.
- West WWTP basin #4 mixer 4B brackets was fixed by Borrego Co.
- Removed contaminated sand from retention basin located on CCB between William Brooks Ave. and Park Ave.
- Sewer delinquent notices delivered to Gadsden residents.
- Assisted Water Department with vac truck.
- Sealed (2) manholes lids.

FACILITIES DIVISION

The Facilities Division is performing routine building repairs as needs arise.


Youth Center Floor Replacement Project:

- Budget Spent: \$25,736.30
- DWD Construction performed the work.
- Flooring was replaced in offices, rooms, janitorial closet, IT closet. Gym floor was not replaced.



Cultural Center's Under Stage Doors Project:

- Budget used: \$1,920
- Desert Valley Cabinets completed the job.



Exterior Panic Devices Installation:


- Budget spent: \$3,758.00
- Maya's Fencing completed the installation.
- New fencing, (2) push bars and door levers on the outside were installed.



BUILDING MAINTENANCE

- Pest control services on a monthly basis.
- Light bulbs and ballasts were replaced.
- Use of sweeper to clean city building parking lots.
- Daily cleaning and disinfecting offices/buildings.

ELECTRICAL DIVISION



WATER

Well Site #3

- Connected new flow switch.

Well Site #4

- Continued working on the new chlorination project: ran conduits, pulled wiring, connected wires, installed chlorination tank, and installed transducer.

Well Site #5

- Ran shield wire for new flow switch.
- Met with R&M Electric on site. Gathered information of disconnect switches that need replacement.
- Assisted with the new filter system start up.

Well Site #6

- Ran shield wire for new flow switch.
- Met with R&M Electric on site. Gathered information of disconnect switches that need replacement.


WASTEWATER

East WWTP

- Checked odor control project.
- Assisted disconnecting power and electrical wires from mixer 1A.
- Troubleshooted electrical and wiring system of basin #1 sludge pump.
- Assisted Specialty Electric with electrical panel of odor control system.

Merrill Lift Station

- Troubleshooted pump #2. Removed and replaced a 480 volt breaker.
- Checked electrical panel: removed and replaced auxiliary contact.



HIGHWAY USERS

Maintenance/Repairs/Daily Tasks

- Removed excessive sand from various areas throughout City.
- Covered potholes, trimmed trees, litter pick on ROW.
- Sidewalk R/R in various sites.
- Assisted Facilities Dept. Pavement Preservation – City parking..

Service Orders:

- Handled on a daily bases.
- Assisted animal control with 2 dead animals

Crack Seal:

- Merrill Ave. between Cesar Chavez Blvd. and Los Oros St.
- Urtuzuastegui St. between 4th Ave. and 6th Ave.

Miscellaneous Projects:

- Removed excessive dirt/trash from street and shoulders:
 - Archibald St.
 - Main St.
 - Urtuzuastegui St.
 - 4th Ave.
 - Cesar Chavez Blvd.
 - Los Alamos St.
- Cleaned sidewalks, removed excess weeds and trimmed trees.

- Prep for sidewalk repairs at City Hall and poured concrete the same day.
- Assisted Facilities Dep. with pavement preservation for City parking lots: cut damaged asphalt.
- ROW cleanup on San Luis Ln. west of Ave. F, and Hwy 95.
- Assisted PD with cleanup of accident on Hwy 95 & Cesar Chavez Blvd.
- Assisted cleanup and water test on Merrill Ave; warranty of a new pavement project.
- Covered potholes on Cesar Chavez Blvd.
- Poured concrete on city park located on Co. 24th St. – new sidewalk project.
- Replaced crosswalk warning signs on Cesar Chavez Blvd. and 9th Ave.
- Removed tree at 1514 Kennedy Ln. obstructing sidewalk.

Sidewalk R/R



Crack Seal



Tree Removal



FLEET SERVICES

92 vehicles were serviced for the month of February.

4 vehicles are waiting on parts.

Fleet Services attended a total of 26 service calls.



SOLID WASTE

Service orders are handled on a daily bases.

Our SW Crew collected a total of **987.74** tons of residential and commercial solid waste for month of February, 2026.

Holiday schedules are announced via social media and utility bill.

Solid Waste Routes:

- Monday and Thursday
- Tuesday and Friday

All Solid Waste trucks are serviced and washed on **Wednesdays**.



SW Department presented at South West Arizona Education Center on 2/25/26.

Sweeper Route - February 2026

Week of
02/02 - 02/06

4th Ave. to 8th Ave. (North of CC Blvd.)							
4th Ave.	4th Dr.	Ed Pastor Ave.	McCain Ave.	Deconcini Ave.	Sinoff Ave.	5th Ave.	
5th Dr.	California St.	Liberty St.	America St.	Guerrero Ave.	6th Ave.	Union St.	

Los Portales / Los Jardines							
Juarez St.	Merrill Ave.	Cuauhtémoc St.	F St.	E St.	D St.	Clavel Dr.	
Mirasol Ave.	Gladiola Dr.	Rosa Ave.	Los Jardines Ave.	Teresitas Ave.	Orquidea Ave.	West Canal Dr.	
C St.							

Los Alamos							
Los Alamos St.	Aguirre St.	Galindo St.	Uribe St.	Bermudez St.	Peralta St.	Edais St.	
Marquez Ave.	David Riedel Blvd.	Spencer Ave.	Barrios Ave.	Heredia Ave.	Hurtado Ave.	Vega Ave.	
Garcia Blvd.	Gonzalez Ave.						

Santa Cecilia #1 & #2 and Bienestar #10							
Aracely St.	Ortega St.	Hoyos St.	Nadine St.	Jeft St.	Jaxon St.	Co. 24th St.	
19th Ave.	Jenkins Ave	Ave. F	Emanuel Ave.	Aramely Ave.	Santa Palmira St.	San Marcos St.	
San Diego St.	San Gabriel St.	San Fernando St.	Christian Ave.				

Los Olivos Dr. 8th Ave. - 10th Ave							
San Pedro St.	Los Olivos Dr.	San Francisco St.	Julian St.	E. Rolish St.	Garcia Ln.	Gonzalez Dr.	
Bernal Dr.	9th Ave.	Terrazas Dr.	Montana Dr.	Figueroa Dr.			

Week of
02/09 - 02/13

Ave. F to 20th Ave. (south of San Francisco St.)							
Emmanuel Ave.	Christian Ave.	19th Ave.	20th Ave.	San Francisco St.	Los Olivos Dr.	San Pedro St.	
Monreal Ln.	Udall Ln.						

Garcia Ln. to 10th Ave. (South of Cesar Chavez Blvd.							
Garcia Ln.	Babbitt Ln.	'C' St.	Bienestar Ln.	'D' St.	Kennedy Ln.	9th Ave.	
Fuentes Dr.	Ruby Ln.	Deena Dr.	Carrie Dr	10th Ave.			

6th Ave. - 8th Ave. (South of 'B' St.)							
Washington Ln.	San Luis Ln.	Udall Ln.	Monreal Ln.	San Pedro St.	Los Olivos Dr.	San Francisco St.	
San Pablo St.	6th Pl.	7th Ave.	San Juan Ln.	Ppep Dr.	8th Ave.		

Garcia Ln. - 10th Ave. (North of U St.)							
Garcia Ln.	Monreal Ln.	Udall Ln.	Monreal Ln.	San Pedro St.	Los Olivos Dr.	San Francisco St.	
Sanchez Dr.	Fuentes Dr.	8th Ave.	San Juan Ln.	Ppep Dr.	9th Ave.		

Santa Cecilia #3 & #4 (20th Ave - 21st Ave)							
Monreal Ln.	San Pedro Ln.	Los Olivos Dr.	San Francisco St.	Aracely St.	Ortega St.	Hoyos St.	
Nadine St.	Jett St.	Agave Ave.	Saguaro St.	20th Ave.	21st Ave.		

Week of
02/16 - 02/20

Ave F. (West of Ave. F)						
R. Dodge Ave.	Dancil St.	Gutierrez Ave.	Hernandez St.	J. Harper Crt.	Escamilla Crt.	F. Sandoval Crt.
B. Holcom Pl.	Los Olivos Dr.	Harris Ave.	Emalie St.	Rolish St.	Blanca St.	C. Torres Crt

Plaza I, II, Rio Seco & Escondido						
Beach St.	Escondido St.	Arden Ave.	Bentu Ave.	Cadena Ave.	Dimas Ave.	Piceno Dr.
Guiu Dr.	Lakin Dr.	Manzanita Dr.	Estrella Dr.	Dominguez Dr.	Sierra Vista Dr.	La Madera Dr.
Santa Fe Dr.	Rio Seco St.	Arena St.	Sol Ave.	Las Brisas Blvd.	Marea St.	Rio Seco St.
Ocotillo St.	Coyote Ave.					

6th Ave. to Ppep Dr.						
Kennedy Ln.	'D' St.	Bienestar Ln.	'C' St.	Babbitt Ln.	'B' St.	6th Dr.
7th Ave.	Ppep Dr.	6th Ave.				

Ave F. (West of Ave. F)						
I. Solorio Crt.	R. Grijalva Crt.	A. Aguirre Crt.	E. Lopez Crt.	J. Napolitano Blvd.	F. Padilla Ave.	Udall Ln.
Monreal Ln.	San Pedro St.					

Los Mezquites						
San Luis Ln.	Udall Ln.	Monreal Ln.	San Pedro St.	Los Olivos Dr.	San Francisco St.	Ortega St.
22nd Dr.	23rd Ave.	23rd TRL	24th Ave.			

Week of
02/23 - 02/27

Sidewinder Rd. to 10th Ave. (South of Co. 22nd St.)						
Quintero Ave.	Torres St.	Ajaimé St.	Sauceda St.	T.Luna St.	De La Vara Ave.	9th Ave.
Silva St.	Nydia Ave.	Krystal St.	Nickey St.	Torres St.	Rangel Ave.	Cristina St.
Georgina St.	Leandro Ave.	Dolores Ave.	Rangel Ave.	Montes Ave.	Zamora Ave.	Mendez St.
Beas St.	McGrady Ave.	Sandez Ave.	Cabello Ave.	Villareal Ave.	Stephens St.	Black St.
Ruiz Ave.	Lopez St.					

Rancho Los Oros & Los Portales						
Ramona St.	Patricia St.	Genevive St.	Virginia St.	Nancy St.	Los Valles St.	Los Cerros St.
Las Praderas St.	El Chamizal St.	Los Montes St.	Los Portales Ave.	Los Corrales Ave.	San Felipe St.	Rio Sonora St.
Independence St.	Adobe St.	Aquila St.	Villa St.	Zapata St.	L.T. Hombres St.	Merrill Ave.

4th Ave. to 6th Ave.						
Kennedy Ln.	'D' St.	Bienestar Ln.	'C' St.	Babbitt Ln.	'B' St.	6th Ave.
4th Ave.	4th Dr.					

Mesa St. to 4th Ave.						
Mesa St.	Archibald St.	W. Brooks Ave.	2nd Ave.	4th Ave.	4th Pl.	Washington Ln.
San Luis Ln.	Urtuzastegui St.	'B' St.	'C' St.	'E' St.	'F' St.	

Bienestar #11 & #12 - Belleza Del Desierto #1 & #2						
Emmanuel Ave.	E.Salazar Pl.	San Gerardo Ln.	Santa Sophia St.	Santa Anna Pl.	Santa Rosalina Ln.	San Antonio St.
San Diego St.	San Gabriel St.	Santa Palmira St.	Plumeria Ave.	San Marcos St.	Agave Ave.	Saguaro Ave.
Mirasol Ave.	Gladiola Dr.	Rosa Ave.	Los Jardines Ave.	Teresitas Ave.	Orquidea Ave.	West Canal Dr.
C St.						



CITY OF SAN LUIS, AZ
**HUMAN RESOURCES
DEPARTMENT**
YOUR FUTURE BEGINS HERE.

RISK MANAGEMENT OPERATIONS REPORT

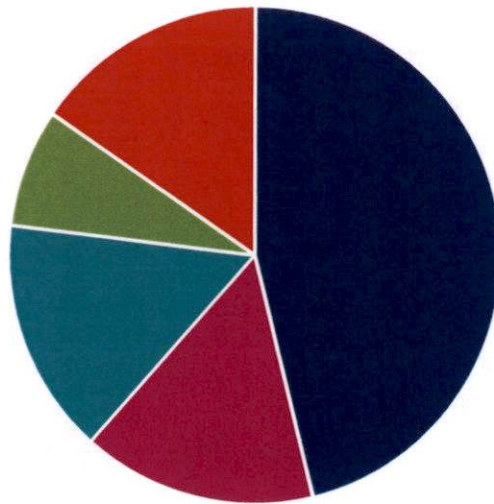
FEBRUARY 2026

CITY OF SAN LUIS | 800 E Cesar Chávez Blvd. San Luis, AZ 85349 | www.sanluisaz.gov

TOTAL CLAIMS REPORTED – FEBRUARY 2026

Injuries	6
Exposures	2
Auto Damages	2
Windshield Damages	1
Property Damages	0
Notice of Claims	2
Cyber Security Claims	0
TOTAL	13

Claims Feb 2026



- Injuries
- Exposures
- Auto Damages
- Windshield Damages
- Property Damages
- Notice of Claims
- Cyber Security

SAFETY INSPECTION/WALKTHROUGHS

Date	Location
February 4	Asbestos Follow-up Inspection – Municipal Court
February 5	ADOSH PEPP Inspection – Highway Users Trailer & Yard
February 5	ADOSH PEPP Inspection – Water Department & Yard
February 5	ADOSH PEPP Inspection – New Water Well Site # 3
February 5	ADOSH PEPP Inspection – Municipal Pool
February 19	Temporary office reassignment space – Youth Center
February 24	Human Resources & Risk Management Office Assessment

SAFETY TALKS

IN-PERSON

Date	Department	Topic
February 27	Parks Grounds	HAZCOM (Hazard Communication)
February 25	Facilities	HAZCOM (Hazard Communication)
February 27	Wastewater	HAZCOM (Hazard Communication)
February 27	Fleet	HAZCOM (Hazard Communication)
February 27	Hwy Users	HAZCOM (Hazard Communication)
February 24	Water	HAZCOM (Hazard Communication)
February 25	Solid Waste	HAZCOM (Hazard Communication)

ONLINE

February 2026	All City Personnel	HAZCOM (Hazard Communication)
---------------	--------------------	-------------------------------

INJURY AND ACCIDENT INVESTIGATIONS

Date	Department
February 5	Facilities Department – Impact blunt force injury/bruise
February 9	Highway Users Department – Chemical Exposure
February 11	Police Department – Dog bite
February 14	Fire Department – Bloodborne Pathogen Exposure
February 14	Fire Department – Bloodborne Pathogen Exposure
February 23	Parks Grounds – Impact blunt force injury/bruise

PROPERTY DAMAGE INVESTIGATIONS

Date	Department
February 5	Senior Center – Damage to the department vehicle rear bumper

TRAINING

IN-PERSON

Date	Department	Topic	Total # of EEs
February 10	Various Depts.	New Hire Orientation	1
February 25	Various Depts.	New Hire Orientation	2

ONLINE

January	All Employees	Active Shooter Response & General Ergonomics
---------	---------------	--

MAJOR PROJECTS

Date	Department
February 6	<p>3150 Gallon Water Storage Tank Cleaning Assessment Risk reviewed the planned cleaning of a 3150 – gallon inner safe tank (similar to above-ground storage tanks). Due to the tank's limited entry/exit points and potential for hazardous, flammable, oxygen-deficient atmospheres, the activity is classified as Permit Required Confined Space entry.</p> <p>All operations must comply with OSHA CFR 190.146 – Permit Required Confined Spaces, including the use of a confined space entry permit, atmospheric monitoring, trained personnel, and appropriate safety rescue procedures.</p>
February 12	<p>Parks Retention Hazard Concern Risk Management conducted a hazard assessment at a retention area regarding a tire that had been tied to a tree branch and used as a swing. The concern involved potential risk of injury to the public. Risk Management recommended evaluating the damaged branch for removal and reinforcing maintenance practices to ensure the reduction of safety risks in parks or retention areas.</p>



February 12	<p>Youth Center Facility Safety Assessment</p> <p>Risk conducted an on-site assessment of the facility following a community concern. The visit was completed to evaluate general conditions and identify any potential safety or operational risks. Observations were documented and shared with the appropriate department, for awareness and follow-up as needed. Recommendations were provided to support safe operations; maintain proper facility readiness and help reduce potential liability exposure.</p>
February 13	<p>Senior Center Occupancy Assessment</p> <p>Risk Management, in collaboration with Building Safety and Parks & Recreation Management, conducted an evaluation of the room occupancy limits for the various spaces within the Senior Center building. Establishing and confirming occupancy limits is important to help ensure compliance with fire and life safety codes, maintain safe use of the facility, and reduce potential risks during programs and gatherings. As part of this effort, Risk also assisted the team in developing an administrative process to help monitor and manage room capacity during activities and events. This process supports staff awareness of occupancy limits and promotes consistent practices to help maintain a safe environment for participants and visitors.</p>
February 17	<p>Safety Assessment – Hazard on Park Retention Equipment</p> <p>Risk Management conducted a follow-up assessment at 7th Avenue retention area. The reported hazard was addressed, and some additional amenities were observed showing normal wear and tear and minor safety concerns, such as surface rust and cracking. Recommendations included supporting Parks in implementing a routine maintenance schedule and a standardized safety inspection checklist to help ensure ongoing safe conditions for residents and visitors.</p>

February 19	<p>Sanitation Practices for Pool Areas</p> <p>Risk reviewed sanitation practices for the pool areas and related amenities. Current procedures emphasize routine water quality management and regular disinfection of surrounding surfaces to reduce the risk of waterborne illnesses and maintain a safe environment for visitors. Risk recommends maintaining consistent sanitation throughout operational hours, including high-touch areas, and performing at least weekly general cleaning during the off-season. These practices support ongoing cleanliness, risk reduction, and readiness of the facility for the public.</p>
February 19	<p>RAZE Student Program Assessment</p> <p>Risk completed a review and coordinated a waiver of liability for the City of San Luis partnership with RAZE students for participation in informational video recording highlighting public services. The assessment confirmed that all activities are planned to ensure participants' safety.</p>
February 23	<p>Participation Acknowledgment – Human Resources Physical Training Session</p> <p>Risk completed a review and coordinated a participation acknowledgment for the City of San Luis voluntary HR Physical Training session offered to employees. This assessment confirmed that participation in the sessions was entirely voluntary. The acknowledgment ensured employees were informed of the inherent risks associated with physical exercise.</p>
February 23	<p>Mini Soccer Field Concern Assessment</p> <p>Risk conducted a follow-up assessment of the miniature soccer field at Joe Orduno after a previously reported concern. The review focused on identifying potential safety hazards, evaluating access controls, and observing the overall condition of the facility. Findings indicated ongoing risks due to damaged turf and access issues, and recommendations were provided to support maintenance, safety, and risk mitigation measures. The assessment is intended to guide proactive actions to maintain a safe environment for all facility users.</p>

February 23

Public Works Week Student Participation

Risk conducted a review regarding the potential participation of local student groups during the Public Works Week event. Because the activity may involve minors and exposure to operational environments, the assessment focused on identifying appropriate safety controls and administrative safeguards.



DEPARTMENT MONTHLY SAFETY TALK



HAZCOM

1. CONSULT THE SDS
SAFETY DATA SHEETS (SDS) INSTRUCTIONS FOR HANDLING HAZARDOUS MATERIALS SAFELY. THEY PROVIDE INFORMATION REGARDING CHEMICAL RISKS, REQUIRED PPE, AND FIRST-AID PROCEDURES IN THE EVENT OF AN ACCIDENT.

2. USE REQUIRED PPE
CHEMICALS CAN CAUSE SEVERE SKIN BURNS AND RESPIRATORY DAMAGE IN AN INSTANT. REQUIRED PPE LIKE NITRILE GLOVES AND SAFETY GOGGLES IS YOUR VITAL BARRIER AGAINST THESE HAZARDS.

3. ENSURE LABELS ARE VISIBLE
LABELS PREVENT ACCIDENTAL CHEMICAL REACTION. IF A BOTTLE ISN'T LABELED, DON'T USE IT. NEVER MIX CHEMICALS AS THEY CAN REACT VIOLENTLY OR CREATE DEADLY GASSES.

4. STORE IN A SECURED AREA
KEEP CHEMICALS IN A LOCKED, DESIGNATED AREA TO PREVENT UNAUTHORIZED ACCESS AND ACCIDENTAL MISUSE. BY SECURING THEM YOU PROTECT THE EVERYONE ON-SITE FROM UNEXPECTED LEAKS OR SPILLS.

5. REPORT ANY SPILLS ASAP
EVEN A SMALL SPILL CAN QUICKLY TURN INTO A MAJOR HAZARD. REPORTING IT RIGHT AWAY ENSURES THAT THE AREA IS SECURED BEFORE ANYONE IS EXPOSED TO TOXIC FUMES, SLIPS, OR CHEMICAL BURNS.



San Luis Municipal Court

February 2026 Monthly Update

Events:

- Judge Figueroa swore-in new San Luis Police Department officers

Court Security Count:

- 1,525 patrons visited the courthouse
- 42 law enforcement checked in
- 11 events where contraband was located

Meetings:

- Attended City Leadership Meetings
- Court Administrator attended monthly state Limited Jurisdiction Court Administrator meeting
- Judge Figueroa attended the MVD/Maricopa County Judicial Education Brown Bag Session
- Judge Figueroa attended the weekly Administrative Office of the Courts Legislative Updates
- Court management had their FY2027 budget review meeting with City management and City finance
- Judge Figueroa attended the quarterly Advisory Rules on Evidence Committee meeting

Revenue:

Summary Allocation by Agency Report

SAN LUIS MUNICIPAL

Criteria :

From Date : 2/3/2026

To Date : 3/2/2026

Agency Code	Agency Name	GL Account Num	GL Account Name	Receipt Amount	Dishonored Amount	Adjusted Amount	Bond Forfeiture Amount	Net Amount	EXT. GL Account Num
Agency Name : Agency Not Assigned									
			Sub Total:	\$19189.75		(\$5726.40)	\$138.13	\$13601.48	
Agency Name : CITY OF SAN LUIS ACCOUNTS PAYABLE									
			Sub Total:	\$135.07		\$2218.34	\$4.94	\$2358.35	
Agency Name : CITY OF SAN LUIS FINANCE DEPT									
			Sub Total:	\$16459.06		\$1538.82	\$693.56	\$18691.44	
Agency Name : SPECIAL REVENUE COURT FUND									
			Sub Total:	\$13653.37		\$493.76	\$148.34	\$14295.47	
Agency Name : STATE OF ARIZONA TREASURER									
			Sub Total:	\$27438.64		\$745.48	\$733.48	\$28917.60	
			Grand Total:	\$76875.89		(\$730.00)	\$1718.45	\$77864.34	

Updates:

- SLMC staff received ticklers training from Administrative Office of the Courts



San Luis Municipal Court

- City IT trained SLMC staff in the use of the new fax system implemented by City IT